


HISTORY OF UNO FOOTBALL



Joe Arenas eludes tacklers for a big gain for Omaha University in a 1949 game at University Stadium.

On a classic, warm Saturday afternoon on Oct. 14, 1911, a light breeze, sunshine and autumn colors greeted the fans at the field at 24th and Evans Streets as the University of Omaha kicked off its first football season ever with a 25-0 victory over Nebraska Deaf & Dumb Institute.

Over the years, the team would be known by different nicknames, the school would change its name, but a proud tradition was born that day, and continued for more than 90 years later.

The teams played at a variety of different fields in Omaha over that span.

Including the 24th and Evans site, other home fields were at Fort Omaha, 30th and Wirt, Western League Park (15th and Vinton Streets) Benson Field, Rosenblatt Stadium and, finally, Caniglia Field, the exclusive site for home games since 1975. The teams also played in numerous stadiums around the country, including a 1936 game at Chicago's Wrigley Field against DePaul.

In 1917 and 1918 the far-reaching flu epidemic and World War I put the football program on hold. In 1923, internal problems held the season to just one game, a 7-7 tie with Tabor College.

The 1930 Omaha University Cardinals became one of the first college football teams to fly to an away game. It also was perhaps the shortest road trip by air covering only about 30 miles to Fremont, Neb., where Omaha U. and Midland College tied, 0-0.

All athletics at the University of Omaha were suspended from 1943 through 1946 due to World War II's demands, ending the school's affiliation with the North Central Conference until the late 1970s.

In 1947, athletics, including football, at Omaha University were resumed.

The school's name was changed on July 1, 1968 to the University of Nebraska at Omaha, and a new nickname soon followed. Previously, the school's athletic teams were known as the

Ponies (1912), the Crimson & Black (1913), the Maroons (1920-24) and the Cardinals (1924-1939). After the first game of the 1939 season, the nickname Indians was unveiled and used until 1971 when an all-school election selected the present Maverick nickname.

The school was involved in several conferences over the years, as well, including the Nebraska Intercollegiate Athletic Conference, the Central Intercollegiate Conference, Rocky Mountain Athletic Conference and the North Central Conference, from 1935-42 and from 1977 to 2007. UNO joined the Mid-America Intercollegiate Athletic Association in 2008.

Highlights on the field were many, highlighted in recent years by seven North Central Conference titles since 1983 and eight NCAA Division II playoff selections. In 2000, the Mavericks posted their second 11-2 season in history, reeling off 11 straight wins, and won the NCC with the first 9-0 record in a decade.

Other noteworthy achievements have included the 1954 unbeaten, untied Indians who won the Tangerine Bowl (now the Florida Citrus Bowl); the 1962 All Sports Bowl triumph; appearances in NCAA Division II playoffs eight times, and a No. 2 final national ranking in 1984 after the school's first 11-win season.

The school's teams made several regional television appearances, beginning in 1952 against South Dakota. Network appearances have been on ABC (1978, 1980) and CBS (1983) as well as numerous games on NET, Nebraska Public Television.

UNO FOOTBALL MILESTONES

- 1911** The school's first game and first win
- 1912** Team is nicknamed the Ponies
- 1913** Team name is changed to crimson and black
- 1920** Nicknamed the Maroons
- 1924** Nicknamed the Cardinals
- 1930** OU is the one of the first college teams to fly to a road game
- 1935** OU enters the NCC for an eight-year period
- 1939** Nickname changed to Indians from Cardinals
- 1942** Athletics dropped because of World War II
- 1947** Athletics restored and the school competes as an independent
- 1954** OU goes 10-0 and wins the Tangerine Bowl
- 1959** OU joins the Central Intercollegiate Conference
- 1962** OU goes 8-1-1 and wins the All-Sports Bowl
- 1963** School withdraws from the NCAA and is affiliated with the NAIA
- 1968** OU becomes UNO (July 1); CIC merges with Rocky Mountain Athletic Conference
- 1971** Nickname changed from Indians to Mavericks
- 1972** UNO becomes a part of the Great Plains Athletic Conference for one season
- 1973** UNO re-joins the NCAA and becomes an independent
- 1977** UNO re-enters the NCC
- 1978** UNO appears in its first NCAA Division II playoff
- 1980** Mavs are ranked No. 1 in NCAA Division II for three weeks
- 1983** UNO shares its first NCC title with North Dakota State
- 1984** UNO finishes No. 2 in NCAA Division II after second NCC title
- 1996** Mavs win the NCC crown and appear in third playoff
- 1998** Mavs share NCC title with Northern Colorado; appear in fourth playoff
- 2000** UNO wins NCC title; advances to NCAA quarterfinals
- 2001** Mavs earn sixth NCAA playoff berth
- 2004** Mavericks win sixth NCC title
- 2005** UNO wins eighth NCC title and playoff berth
- 2006** Mavericks win eighth NCC title and playoff berth
- 2007** Mavs record first undefeated regular season in 53 years and win final NCC title
- 2008** UNO begins play in the MIAA
- 2009** Mavs tie for second in the MIAA, earn trip to Kanza Bowl against West Texas A&M



The 1930 Omaha University team was one of the first college football teams in the nation to fly to an away game.

MARLIN BRISCOE: "THE MAGICIAN"

It has been more than 40 years since Marlin Briscoe played his final collegiate game, which also was the final football game for the school that was then called Omaha University. But he is arguably the most famous and well-remembered player in the program's history.


Briscoe, an Omaha native who starred at South High School, set nearly two dozen school records while playing for Omaha U. (which became UNO in 1968). Drafted 14th overall by the Denver Broncos, he was initially used as a defensive back, but a series of injuries to the team's quarterbacks gave him an opportunity to switch positions. Briscoe made the most of it and stepped in to become the first black starting quarterback in pro football history during his 1968 rookie season.

Briscoe's football career almost came to an end before he ever left Omaha U. Shortly before the 1966 season, he suffered a fractured vertebra while playing basketball. At first, the injury wasn't thought to be serious, however after playing the opener at Idaho State, in which he threw two touchdown passes and rushed for 73 yards, he took a hit and was forced to leave the game. Subsequent X-rays revealed the fracture. At first, he was told he would never play again because of the risk of paralysis.


Briscoe remained in school, studying engineering, and became the first black elected to the student council. He also helped with the football team and took treatments and therapy for his injury. Eventually, his neck began to heal and he was cleared to play by summer.

His senior season, he passed for 2,283 yards and 25 touchdowns and ranked fifth among NAIA schools in total offense. Omaha U. went 7-3 and won the Central Intercollegiate Conference title. He was named an NAIA All-American and also was named to the *Michigan Chronicle's* All-American black team alongside LeRoy Keyes of Purdue and O.J. Simpson of Southern Cal.

In his final game, he passed for 275 yards and three touchdowns to beat South Dakota, 27-20, in Omaha. It was the final game as Omaha University, as the school became the University of Nebraska at Omaha the following July.



Marlin Briscoe played in the final game at Omaha University before the school's name was changed to the University of Nebraska at Omaha.



Marlin Briscoe was traded to Buffalo and converted to receiver. He earned a trip to the Pro Bowl in 1970 while with the Bills.

Briscoe took over for Steve Tensi in the middle of Denver's 1968 season. He scored on a fourth-quarter 12-yard run against New England in a 20-17 loss and made pro football history. Against San Diego, he changed a play at the line and scored the winning touchdown on a 10-yard sneak with 1:55 left.

Denver coach Lou Saban told a *Miami Herald* writer that it "was one of the most amazingly smart checkoff maneuvers I've ever seen."

He finished the year with a Bronco rookie record 1,897 yards in total offense and 14 touchdown passes. Against Buffalo, he passed for 333 yards and four touchdowns, and several of his rookie records held until being surpassed by John Elway.

But at 5-10, Briscoe was considered by some to be too small to play quarterback in the NFL. He was released and landed in Buffalo, where he was converted to a receiver and earned a trip to the Pro Bowl after his second season in 1970. He was traded by the Bills to Miami after the 1971 season, joining the Dolphins in time to play a key role in their historic 17-0 season that culminated in a Super Bowl win.

Briscoe was one of the inaugural inductees into the UNO Athletic Hall of Fame in 1975. His personal life has sometimes been a roller coaster ride, which he detailed in his book *The First Black Quarterback*, which was released in 2002.

For several years he has been involved in working with young people in Southern California. As time has passed, Briscoe has been recognized by many as one of the true pioneers of professional football when he became the game's first starting black quarterback.

UNO'S FIRST-TEAM ALL-AMERICANS

UNO's parade of All-American football selections began in 1935 with halfback Leo Pearey and has continued in grand fashion over the last 75 years. Over that span, there have been 31 individuals who have been included among the nation's elite football players.

The group includes several student-athletes who have gone on to professional football careers and have been inducted to UNO's Athletic Hall of Fame.

Chad Geiger was just the third player to be named a first-team All-American twice. Bill Englehardt, the national total offense leader in 1954, was selected in both 1955 and 1956 as a single wing tailback for Coach Lloyd Cardwell's great Omaha University teams in the mid 1950s. The only other two-time picks were offensive lineman Chris Bober in 1998 and 1999, tight end Zac Herold in 2005 and 2006, and offensive lineman Ben Hochstein in 2006 and 2007.

After Pearey, who led the 1935 Sed Hartman-coached Cardinals to a 6-3 record, Lupe Joe Arenas, in 1949, was the next All-American. Arenas later went on to a successful NFL career with the San Francisco 49ers as one of the best return men in the game.

The 1950s brought three All-Americans, beginning with center Larry Johnson in 1952. End Rudy Rotella, who scored the winning touchdown in the 1955 Tangerine Bowl, was picked after helping the Indians to a 10-0 season, and Englehardt followed in 1955 and 1956.

Coach Al Caniglia's 1960s teams produced seven All-Americans, starting with end Paul Blazeovich in 1962, and followed by tackle Jack Petersen, 1963; halfback Gerald Allen, 1964; guard Harlan Aden, 1965; quarterback Marlin Briscoe, 1967; guard Dan Klepper, 1968, and end Dominic Polifrone, 1969. Allen went on to star for the Baltimore Colts and Washington Redskins and Briscoe was the first black starting quarterback in pro football with Denver in 1968. He went on to become an all-pro wide receiver with Buffalo and Miami.


Halfback Charlie McWhorter, in 1972, and Dan Fulton, in 1976, were the only two All-Americans in the decade of the '70s. McWhorter set the UNO record with five touchdowns in one game and Fulton set the NCAA all-division record for receiving yards and still holds the UNO mark with 16 touchdowns in a season.

The Sandy Buda-coached teams of 1978-89 produced five first-team All-Americans: linebacker Tom Sutko, in 1980; defensive tackle John Walker, 1982; linebacker Tim Carlson, 1983; offensive tackle Ron Petersen, 1984, and linebacker Keith Coleman, 1986. Of the 6-5, 250-pound Walker, Buda said he was 'tougher than nine miles of detour.'


Center Bob Wegner became the Mavericks' first All-American in the '90s, with his selection after the 1997 season under coach Pat Behrns. Since then, the Mavs have had at least one player named to the elite squad each year.




Leo Pearey
Halfback -- 1935




Joe Arenas
Back -- 1949




Larry Johnson
Center -- 1952




Rudy Rotella
End -- 1954




Bill Englehardt
Tailback -- 1955, 1956



Paul Blazeovich
End -- 1962




Jack Petersen
Tackle -- 1963




Gerald Allen
Back -- 1964




Harlan Aden
Guard -- 1965



Marlin Briscoe
Quarterback -- 1967




Dan Klepper
Guard -- 1968




Dom Polifrone
End -- 1969


UNO'S FIRST-TEAM ALL-AMERICANS



Charlie McWhorter
Back -- 1972




Dan Fulton
Wide Receiver -- 1976




Tom Sutko
Linebacker -- 1980




John Walker
Defensive Tackle -- 1982



Tim Carlson
Linebacker -- 1983



Ron Petersen
Offensive Tackle -- 1984




Keith Coleman
Linebacker -- 1986




Bob Wegner
Center -- 1997




Chris Bober
Offensive Tackle -- 1998, 1999



Chris Cooper
Defensive End -- 2000



Adam Wright
Running Back -- 2000




Chad Geiger
Defensive Back -- 2000, 2001



Conor Riley
Offensive Line -- 2002



Justin Kammrad
Running Back -- 2003



Taiwo Onatolu
Linebacker -- 2004



Zac Herold
Tight End -- 2005, 2006



Ben Hochstein
Offensive Lineman -- 2006, 2007



Randall Jantzen
Offensive Guard -- 2006



Randy Kush
Defensive Back -- 2007



Greg Zuerlein
Place Kicker -- 2009

MAVERICK HONORS AND AWARDS

ALL-AMERICA HONORS

AFCA -- FIRST TEAM

Leo Pearey	HB	1935
Joe Arenas	Back	1949
Larry Johnson	C	1952
Rudy Rotella	End	1954
Bill Englehardt	TB	1955
Bill Englehardt	TB	1956
Paul Blazeovich	End	1962
Jack Petersen	T	1963
Gerald Allen	Back	1964
Harlan Aden	G	1965
Marlin Briscoe	QB	1967
Dan Klepper	G	1968
Dom Polifrone	End	1969
Charlie McWhorter	Back	1972
Dan Fulton	WR	1976
Tom Sutko	LB	1980
John Walker	DT	1982
Tim Carlson	LB	1983
Ron Petersen	OT	1984
Keith Coleman	LB	1986
Bob Wegner	C	1997
Chris Bober	OT	1998
Chris Bober	OT	1999
Chris Cooper	DE	2000
Adam Wright	RB	2000
Chad Geiger	DB	2000
Chad Geiger	DB	2001
Conor Riley	OL	2002
Justin Kammrad	RB	2003
Taiwo Onatolu	LB	2004
Zac Herold	TE	2005
Ben Hochstein	OL	2006
Randall Jantzen	G	2006
Ben Hochstein	OL	2007
Randy Kush	DB	2007
Greg Zuerlein	PK	2009

DAKTRONICS -- SECOND TEAM

Mike Higgins	TE	2009
Dennis Bergland	OL	2010
Harrison Lingenfelter	OL	2010

D2 FOOTBALL.COM -- SECOND TEAM

Mike Higgins	TE	2009
Greg Zuerlein	PK	2009

D2 FOOTBALL.COM -- HONORABLE MENTION

Levi Terrell	RB	2009
Dennis Bergland	OL	2010
Harrison Lingenfelter	OL	2010

ACADEMIC ALL-AMERICA HONORS

ESPN THE MAGAZINE/COSIDA

Kirk Hutton	1982
Kirk Hutton	1983
Doug Ayars	1983
Clark Toner	1983
Herry Kripal	1984
Jerry Kripal	1985
Todd Culp	1989
Ben Hochstein	2007
Mike Higgins, 2nd team	2009

ALL-REGION HONORS

DAKTRONICS -- FIRST TEAM

Brian McNeill	TB	2007
Brian McNeill	TB	2008
Mike Higgins	TE	2009
Dennis Bergland	OL	2010
Harrison Lingenfelter	OL	2010

FOOTBALL GAZETTE -- FIRST TEAM

Mike Higgins	TE	2009
Levi Terrell	RB	2009
Dennis Bergland	OL	2010

FOOTBALL GAZETTE -- SECOND TEAM

Mike Higgins	TE	2010
Harrison Lingenfelter	OL	2010

FOOTBALL GAZETTE -- THIRD TEAM

Greg Zuerlein	PK	2009
Harrison Lingenfelter	OL	2009
Dennis Bergland	OL	2009

ALL-CONFERENCE HONORS

ALL-MIAA -- FIRST TEAM

Jake Sjuts	OL	2008
Greg Zuerlein	K	2008
Jeff Souder	LB	2008
Mike Higgins	TE	2009
Harrison Lingenfelter	OL	2009
Zac Keller	DL	2009
Greg Zuerlein	PK	2009
Dennis Bergland	OL	2010
Harrison Lingenfelter	OL	2010

ALL-MIAA -- SECOND TEAM

Zach Miller	QB	2008
Brian McNeill	RB	2008
Aaron Bierman	OL	2008
Zac Keller	DL	2008
Dennis Bergland	OL	2009
Bobby Stroup	LB	2009
Mike Higgins	TE	2010
Levi Terrell	TE	2010

ALL-MIAA -- HONORABLE MENTION

Troy Kush	WR	2008
Mike Higgins	TE	2008
Jacob Chandler	LB	2008
JAcob Skow	LB	2008
Reed Taylor	DB	2008
Ben Vanderslice	DL	2009
Nate Wissink	DL	2009
Greg Wunderlich	QB	2009
Jason Zabka	DB	2009
Shaquil Barrett	LB	2010
Kevin Ehlers	DL	2010
James Franklin III	RB	2010
Justin Sindelar	DL	2010


MIAA FRESHMAN OF THE YEAR

Levi Terrell	RB	2009
--------------	----	------

ALL-NCC -- FIRST TEAM

1935	Harold Johnk
1936	Fred Tyler, Harold Johnk
1937	Royce Brown
1938	William Dougherty
1939	Don Pflasterer, Ralph Smeckpeper, Joe Mazzeri
1940	Don Pflasterer
1941	Bob Matthews
1978	Mike Mancuso, Bobby Bass, Tom Sutko, Rod Kush
1979	Kurt R. Anderson, Mike Mancuso, Bobby Bass, Mike Williams, Tom Sutko, Mark Schlecht
1980	Kurt R. Anderson, Paul DeBolt, Bob Danenhauer, John Walker, Tom Sutko, Tim Rogers
1981	Marty Rocca, John Walker
1982	Marty Rocca, John Walker, Tim Carlson, Chuck Spencer
1983	Carroll Allbery, Bob Rupp, Tim Carlson

Conor Riley was a two-time All-NCC selection.



1984	Terry Allen, Ron Petersen, Randy Naran, Mike Murphy, Keith Coleman, Parnell Bryant
1985	Jerry Kripal, Jim Nekola, Darin Lintner, Greg Morris
1986	Keith Coleman, Jim Nekola, Eric Robinson
1987	Tim Messman, Brad Beckman, Scott Johnson, Mike Zeplin, Eric Robinson
1988	Eric Robinson
1989	Bob Gordon, Rich Lutter, Todd Culp
1990	Victor Barnes
1991	Paul Storbeck, Rodney Bradley
1992	Rodney Bradley
1994	Kory Andreason
1995	Kory Andreason, Jermaine Hill
1996	MarTay Jenkins, Brian Holston, Pat Davis
1997	Bob Wegner, Ed Thompson, Brent Neben, Nate Sullivan
1998	Chris Bober, Brian Donahoe, Ed Thompson, Terrance Davis, Ben Titus, Jason Bartling, Nate Sullivan
1999	Chris Bober
2000	Adam Wright, Chris Cooper, Demond Finister, Chad Geiger, Tyree Kellogg, Abrian Stovall
2001	Conor Riley, Chad Geiger, Tyree Kellogg, Ryan Hoffman, Abrian Stovall
2002	Lucas Brigman, Conor Riley, Ryan Krause, James E. Johnson
2003	Justin Kammrad, Ryan Krause, Kenny Onatolu, Taiwo Onatolu, Brandon Pinderhughes, Thadd Recek, Ryan Stubbendeck
2004	Jamar Day, Chris Denney, Zac Herold, Brett Hodge, Brian Masek, Taiwo Onatolu, Corey Petersen
2005	Ben Hochstein, Scot Jorgensen, Zac Herold, Chris Denney, Jamar Day, Kyle Kasperbauer, Taiwo Onatolu, Kenny Onatolu



All-NCC pick MarTay Jenkins was drafted in 1999 by the Dallas Cowboys and had a four-year career with the Arizona Cardinals before his induction into the UNO Athletic Hall of Fame in 2007.

MAVERICK HONORS AND AWARDS

2006	Ben Hochstein, Randall Jantzen, Zac Herold, Zach Miller, Kyle Kasperbauer, Reed Taylor, Bobby Danenhauer, Antwain Woods, Kenny Onatolu, Ben Hochstein, Jake Krause
2007	Randy Kush, Rob Lewis, Brian McNeill, Zach Miller, Jeff Souder, Greg Zuerlein

ALL-CENTRAL INTERCOLLEGIATE CONFERENCE -- FIRST TEAM

1959	Mick Cochran, C
1960	Duane Salak, G
1961	Paul Blazeovich, E; Duane Salak, G; Lou Miloni, HB; Roger Sayers, HB
1962	Paul Blazeovich, E; Duane Salak, OG; Lou Miloni, HB; Carl Meyers, QB; Jack Kiscoan, DE; George Jesko, DT; Jack Petersen, DT
1963	Ron Eissler, OC; Neil Galloway, OT; Gerald Allen, HB; Carl Meyers, QB; Wayne Backes, FB; Jim Kettle, DE; Jack Kiscoan, DE; Jack Petersen, DT; Kevin Kadow, DT; Ken Allen, S
1964	Harlan Aden, OG; Marlin Briscoe, QB; Ron Stave, DT
1965	Jimmy Jones, E; Dave Rak, OT; Harlan Aden, OG; Gerald Allen, HB; Marlin Briscoe, QB; Jimmy Jones, DE; Bill Jansen, DT; Larry Von Tersch, LB; Cal McGruder, CB; Don Crum, S
1966	Dave Rak, DL
1967	Bill Haas, E; Ken Pelan, OC; Dan Klepper, OL; Marlin Briscoe, QB; Tom McKernan, B; Ed Jackson, DL; Buddy Belitz, LB; Bernie Kanger, LB; Gary Paporello, DB; Pat Smagacz, DB
1968	Tom McKernan, E; Dan Klepper, OL; Buddy Belitz, DE; Mel Washington, DL; Rich Luger, DL; Bernie Kanger, LB; Phil Wise, B

NCC MOST VALUABLE PLAYER

Tom Sutko, DB	DB	1980
John Walker, DL	DL	1981
John Walker, DL	DL	1982
Carroll Allbery, OL	OL	1983
Randy Naran, OB	OB	1984
Parnell Bryant, DB	DB	1984
Keith Coleman, DL	DL	1986
Bob Wegner, OL	OL	1997
Ed Thompson, OB	OB	1997
Chris Bober, OL	OL	1998
Ed Thompson, OB	OB	1998
Chris Bober, OL	OL	1999
Chris Cooper, DL	DL	2000
Chad Geiger, DB	DB	2000
Conor Riley, OL	OL	2001
Chad Geiger, DB	DB	2001
Conor Riley, OL	OL	2002

Justin Kammrad, OB	OB	2003
Ryan Krause, WR	WR	2003
Jamar Day, OB	OB	2004
Chris Denney, WR	WR	2004
Corey Petersen, OL	OL	2004
Taiwo Onatolu, LB	LB	2004
Chris Denney, WR	WR	2005
Ben Hochstein, OL	OL	2006
Ben Hochstein, OL	OL	2007
Randy Kush, DB	DB	2007
Rob Lewis, DL	DL	2007
Zach Miller, OB	OB	2007
Jeff Souder, LB	LB	2007

NCC COACH OF THE YEAR

Sandy Buda	1978
Sandy Buda	1983
Sandy Buda	1989
Pat Behrns	1996
Pat Behrns	1998
Pat Behrns	2000
Pat Behrns	2004
Pat Behrns	2006
Pat Behrns	2007

ACADEMIC ALL-NCC

Kurt R. Anderson	1979
Tim Weber	1980
Kurt S. Anderson	1980
Kurt R. Anderson	1980
Tata Machado	1980
Mark Edwards	1980
Greg Havelka	1981
Mark McManigal	1981
Clark Toner	1981
Greg Havelka	1982
Clark Toner	1982
Kirk Hutton	1982
Clark Toner	1983
Kirk Hutton	1983
Carroll Allbery	1983
Doug Ayars	1983
Mark Gurley	1983
Randy Naran	1983
Randy Naran	1984
Kevin Munro	1984
Dave Brandt	1985
Jerry Kripal	1985
Kevin Todd	1985
Paul LaFond	1986
Mike Zeplin	1987
Ross Els	1987
Mike Zeplin	1988
Todd Sadler	1988
Todd Culp	1988
Todd Culp	1989
Scott Woods	1989
Dan Sellon	1989
Scott Woods	1990
Dan Sellon	1990
Scott Woods	1991
Paul Cech	1991

Jeff Rothlisberger	1991
Don Ballard	1993
Scott Fish	1993
Kirk Peterson	1993
Joe Hyde	1993
Jeff Prochazka	1996
Tony Kreis	1997
Jeff Herdzina	1997
Ben Titus	1997
Ben Titus	1998
Ed Thompson	1998
Jason Bartling	1998
Jason Bartling	1999
Andy Stine	1999
Ryan Hoffman	2000
Ryan Hoffman	2001
Josh Weir	2001
Andy Damkroger	2002
Adrian Hernandez	2002
Conor Riley	2002
Justin Kammrad	2003
Gabe Meints	2003
Brad Borland	2003
Nick Sutko	2003
Brian Masek	2004
Austin Parks	2004
Nate Cain	2004
Tarvis Banks	2005
Ben Hochstein	2005
Brian Masek	2005
Austin Parks	2005
Ben Hochstein	2006
Randy Kush	2006
Ben Hochstein	2007
Troy Kush	2007

NCAA POST-GRADUATE SCHOLARSHIP

Kirk Hutton	1984
Clark Toner	1984
Ed Thompson	1999

UNO AWARDS

UNO MALE ATHLETE OF THE YEAR

Randy Naran	1985-86
Keith Coleman	1986-87
Todd Culp	1989-90
Ed Thompson	1998-99
Chris Bober	1999-00
Chris Cooper	2000-01
Chad Geiger	2001-02
Justin Kammrad	2003-04

UNO ATHLETIC HALL OF FAME INDUCTEES

Harlan Aden
Gerald Allen
Joe Arenas
Paul Blazeovich
Chris Bober
Marlin Briscoe
Al Caniglia
Lloyd Cardwell
Keith Coleman
Bill Englehardt
Bill Haas
Frank Hahn
LaRon Henderson
MarTay Jenkins
Larry Johnson
Jimmy Jones
Dan Klepper
Rod Kush
Carl Meyers
Charles McWhorter
Louis Miloni
Randy Naran
George Parish
Leo Pearey
Jack Petersen
Dominick Polifrone
Rudy Rotella
Roger Sayers
Howard Sorenson
Ed Thompson
Fred Tyler
Phil Wise



All-American Taiwo Onatolu was named the NCC's most valuable linebacker in 2004.

UNO ALL-TIME TEAM AWARDS

OUTSTANDING LINEMAN

Jack Petersen	DT	1963
Reed Shipman	OG	1964
Harlan Adan	OG	1965
Dave Rak	LB	1966
Bill Haas	SE	1967
Dan Klepper	OG	1968
Rich Emsick	C	1969
Mel Washington	DT	1970
Mike Giancaspro	OG	1971
Bill Kozel	DT	1971
Mike Giancaspro	OG	1972
Bill Kozel	DT	1972
Dale Rubesh	OT	1973
Tom Shawhan	DE	1973
Mike Giancaspro	OG	1974
Ted Sledge	DT	1974
Gary Herman	OT	1975
Jim Sledge	DT	1975
George Drinnin	OT	1976
Larry Jensen	DT	1976
Mark Bappe	C	1977
Bill Auxier	OG	1977
Dan Gadeken	DE	1977
Ed Lenagh	TE	1978
John Small	DT	1978
Paul DeBolt	OG	1979
John Small	DT	1979
Paul DeBolt	OT	1980
Tom Boyer	NG	1980
Marty Rocca	OC	1981
John Walker	DT	1981
Jim Dietz	OG	1982
Dan Sweetwood	NG	1982
Carroll Allbery	OT	1983
Jerry McDonald	DT	1983
Charlie Hagen	OC	1984
Mark Murphy	NG	1984
Jim Nekola	DT	1985
Jerry Kripal	OC	1985
Tim Messman	OL	1986
Jim Nekola	DL	1986
Tim Messman	OL	1987
Scott Johnson	DL	1987
Jon Englehardt	OL	1988
Rich Lutter	DL	1988
Jim Olafson	OL	1989
Rich Lutter	DL	1989
Scott Woods	OL	1990
Rich Lutter	DL	1990
Alex McCoy	OL	1991
Paul Storbeck	DL	1991
Don Ballard	OL	1992
Travis Brock	DL	1992
Don Ballard	OL	1993
Bryon Holston	DL	1993
Mike Turco		1994
Dante Garrido	OL	1995
Clinton Davis	DL	1995
Bob Wegner	OL	1996
Bryon Holston	DL	1996
Bob Wegner	OL	1997
Jason Morris	DL	1997
Chris Bober	OL	1998
Jay Wineinger	DL	1998
Chris Bober	OL	1999
Chris Cooper	DL	1999
Conor Riley	OL	2000
Chris Cooper	DL	2000
Conor Riley	OL	2001
Anton Ceasar	DL	2001
Conor Riley	OL	2002
Lucas Brigman	OL	2002
Buck Rasmussen	DL	2002

Gabe Meints	OL	2003
Ryan Stubbendeck	DL	2003
Brett Hodge	OL	2004
Corey Petersen	DL	2004
Scot Jorgensen	OL	2005
Luke Ridder	DL	2005
Ben Hochstein	OL	2006
Tarvis Banks	DL	2006
Ben Hochstein	OL	2007
Jake Krause	OL	2007
Rob Lewis	DL	2007
Jake Sjuts	OL	2008
Zac Keller	DL	2008
Zac Keller	DL	2009
Harrison Lingenfelter	OL	2009

OUTSTANDING RECEIVER

Dan Fulton		1975
Dan Fulton		1976
Joe Noonan		1977
Kurt R. Anderson		1978
Kurt R. Anderson		1979
Kurt R. Anderson		1980
Greg Havelka		1981
Greg Havelka		1982
James Quaites		1983
Terry Allen		1984
James Quaites		1985
Bob Gordon		1986
Brad Beckman		1987
Bob Gordon		1988
Bob Gordon		1989
Victor Barnes		1990
Jeff Jennings		1991
Todd Hurt		1992
John Medley		1993
None Awarded		1994
Jake Young		1995
MarTay Jenkins		1996
Tony Kreis		1997
Tony Kreis		1998
MarTay Jenkins		1998
Brian Benjamin		1999
Tim Sullivan		2000
Ryan Krause		2001
Ryan Krause		2002
Ryan Krause		2003
Chris Denney		2004
Chris Denney		2005
Troy Kush		2006
Troy Kush		2007
Troy Kush		2008
Mike Higgins		2009

OUTSTANDING BACK

Wayne Backes	FB	1963
Marlin Briscoe	QB	1964
Gerald Allen	RB	1965
Bill Haas	QB	1966
Marlin Briscoe	QB	1967
Pat Smagacz	FB	1968
Phil Wise	RB	1969
Phil Wise	RB	1970
Charlie McWhorter	RB	1971
Willie Bob Johnson	DB	1971
Charlie McWhorter	RB	1972
Willie Bob Johnson	DB	1972
Saul Ravenell	RB	1974
Tom Vincentini	LB	1974
Harold Young	RB	1975
Mike Brusnahan	DB	1975
John Smolsky	QB	1976
Rod Kush	DB	1976
Bobby Bass	RB	1977

Rod Kush	DB	1977
Mike Mancuso	QB	1978
Rod Kush	DB	1978
Bobby Bass	RB	1979
Mark Edwards	DB	1979
Tim Rogers	RB	1980
Scott Hamilton	DB	1980
Dave Soto	RB	1981
Steve Agee	RB	1981
Mark Gurley	RB	1982
Chuck Spencer	DB	1982
Larry Barnett	RB	1983
Bob Rupp	DB	1983
Randy Naran	QB	1984
Parnell Bryant	DB	1984
Steve Sliva	RB	1985
Gary Baker	DB	1985
Gerald Kellogg	RB	1986
Steve Belton	DB	1986
aRon Henderson	RB	1987
Eric Robinson	DB	1987
Paul Cech	QB	1989
Mark Mattingly	DB	1989
LaRon Henderson	RB	1990
Dan Sellon	DB	1990
Eric Hill	RB	1991
Rodney Bradley	DB	1991
Shane McClanahan	RB	1992
Rodney Bradley	DB	1992
Maurad Cave	OB	1993
Lamont Gilchrist	DB	1993
Jermaine Hill		1994
Maurad Cave	OB	1995
Pat Davis	DB	1995
Melvin McPaul	OB	1996
Pat Davis	DB	1996
Jeff Herdzina	RB	1997
Nate Tate	DB	1997
Micky Koory	RB	1998
Terrence Davis	DB	1998
Adam Wright	RB	1999
Chad Geiger	DB	1999
Adam Wright	RB	2000
Chad Geiger	DB	2000
John Dustin	FB	2001
Tyree Kellogg	DB	2001
James E. Johnson	RB	2002
Thomas Hubbard	DB	2002
Justin Kammarad	RB	2003
Brandon Pinderhughes	DB	2003
Jamar Day	RB	2004
Jason Jones	DB	2004
Jamar Day	RB	2005
Randy Kush	DB	2005
Kyle Kasperbauer	RB	2006
Randy Kush	DB	2006
Reed Taylor	DB	2006
Brian McNeill	RB	2007
Randy Kush	DB	2007
Brian McNeill	RB	2008
Reed Taylor	DB	2008
Jason Zapka	DB	2009
Levi Terrell	RB	2009

OUTSTANDING LINEBACKER

Don Cahill		1975
Dan Gadeken		1976
Mark Boyer		1977
Tom Sutko		1978
Tom Sutko		1979
Tata Machado		1980
Rick Poeschl		1981
Tim Carlson		1982
Tim Carlson		1983

Keith Coleman		1984
Darin Lintner		1985
Paul LaFond		1986
Mike Zeplin		1987
Mike Zeplin		1988
Todd Culp		1989
Kirk Coleman		1990
Steve Kurtz		1991
Steve Kurtz		1992
Joe Hyde		1993
Kory Andreason		1994
Kory Andreason		1995
Jason Bartling		1996
Demetrius Richard		1997
Jason Bartling		1998
Terrell Spears		1999
Ryan Hoffman		2000
Ryan Hoffman		2001
Taiwo Onatolu		2002
Taiwo Onatolu		2003
Taiwo Onatolu		2004
Kenny Onatolu		2005
Bobby Danenhauer		2006
Jeff Souder		2007
Jeff Souder		2008
A.J. Williams		2009

OUTSTANDING ROOKIE

Larry Von Tersch	LB	1963
Don Moray	RB	1964
Ed Jackson	DT	1965
Gary Paporello	DB	1966
Tom McKernan	FL	1967
Dan Crnkovich	SE	1968
Russ Volberding	OG	1969
John Harin	DB	1970
Willie Bob Johnson	DB	1971
John Whelton	DT	1971
Ted Sledge	DT	1972
Johnny Harrison	RB	1973
Mark Bappe	C	1974
Harold Young	RB	1975
Jim Ripa	FB	1976
Dave Juszyk	DT	1977
Dave Soto	RB	1978
John Walker	DT	1979
Clark Toner	LB	1980
Brian Blankenship	OG	1981
James Quaites	WR	1982
Keith Coleman	LB	1983
Scott Johnson	DT	1984
Jeff Podraza	FB	1985
Rick Gales	RB	1986
Ron Henderson	RB	1987
Abel Fernandez	RB	1988
Victor Barnes		1989
Chris Bantner	LB	1990
Steve Kurtz	LB	1991
Todd Hurt		1992
Demetrius Richards		1993
Cedric Welch		1994
Ben Titus		1995
Nate Sullivan		1996
Adam Wright		1997
Jess Holland		1998
Troy Severson		1999
Nate Ostrand		2000
Johnnie Nolen		2001
Brian Masek		2002
Kenny Onatolu		2003
Ben Hochstein		2004
Pagel Williams		2005
Zach Miller		2006
Brian McNeill		2007

Anthony Sutton	2008
Levi Terrell	2009

SPECIAL TEAMS PLAYER OF THE YEAR

Troy Severson	2000
Richard Comstock	2001
Kevin Ruch	2002
Chris Moore	2003
Jeffrey Phelps	2004
David Chocon	2005
Jeff Souder	2006
Greg Zuerlein	2007
Greg Zuerlein	2008
Greg Zuerlein	2009

LIFTER OF THE YEAR

Bill Danenhauer	1980
Brian Soliday	1981
Jerry Skow	1982
Doug Ayers	1983
Thurman Ballard	1984
Jerry Kripal	1985
Kevin Kush	1986
Jim Paprock	1987
Todd Culp	1988
Mark Kinnach	1989
Kirk Coleman	1990
Kory Barr	1991
Shane McClanahan	1992
Doug Presser	1993

BECKMAN AWARD

Awarded annually for offensive excellence in honor of former Maverick and NFL tight end Brad Beckman, who died in an auto accident in 1989 while a member of the Atlanta Falcons.

Bob Gordon	1989
LaRon Henderson	1990
Paul Cech	1991
Todd Hurt	1992
John Medley	1993
None Awarded	1994
Jermaine Hill	1995
Ed Thompson	1996
Ed Thompson	1997
Ed Thompson	1998
Adam Wright	1999
Adam Wright	2000
Seth Turman	2001
James E. Johnson	2002
Justin Kammarad	2003
Jamar Day	2004
Brian Masek	2005
Zach Miller	2006
Zach Miller	2007
Greg Wunderlich	2009

HEPBURN TROPHY

Awarded annually for defensive excellence in honor of former UNO and Omaha semi-pro great Glen Hepburn, who died following a football injury.

Bernie Kanger	1967
Mel Washington	1968
Mel Washington	1969
Mel Washington	1970
Lou King	1971
Ray Brust	1972
Ray Brust	1973
Don Cahill	1974
Don Cahill	1975

UNO ALL-TIME TEAM AWARDS

Dan Gadeken 1976
 Dan Gadeken 1977
 Rod Kush 1978
 Tom Sutko 1979
 Tom Sutko 1980
 John Bendon 1981
 John Walker 1981
 John Walker 1982
 Tim Carlson 1983
 Parnell Bryant 1984
 Darin Lintner 1985
 Keith Coleman 1986
 Scott Johnson 1987
 Eric Robinson 1988
 Todd Culp 1989
 Kirk Coleman 1990
 Paul Storbeck 1991
 Steve Kurtz 1992
 Joe Hyde 1993
 Kory Andreasen 1994

Kory Andreasen 1995
 Damon Hansen 1996
 Ben Titus 1997
 Ben Titus 1998
 Nate Sullivan 1999
 Chris Cooper 2000
 Chad Geiger 2001
 Buck Rasmussen 2002
 Taiwo Onatolu 2003
 Taiwo Onatolu 2004
 Taiwo Onatolu 2005
 Kenny Onatolu 2006
 Jeff Souder 2007
 Zac Keller 2009

HUTCHISON AWARD

Awarded annually to the player deemed most enthusiastic in his performance by the men's physical education fraternity Phi Epsilon

Kappa, in honor of the late Tom Hutchison, who died in 1969.
 Rich Emsick 1969
 Pat Ryan 1970
 Al Pallone 1971
 Lou King 1972
 Tom Shawhan 1973
 Larry Michael 1974
 Jim Sledge 1975
 John Smolsky 1976
 Dan Gadeken 1977
 Tom Sutko 1978
 Mike Williams 1979
 Bob Danenhauer 1980
 Tim Rogers 1981
 Rich Poeschl 1982
 Clark Toner 1983
 Gary Keck 1984
 Scott Caldwell 1985
 Pat Wurth 1986

Shawn Sich 1987
 Mike Moore 1988
 Jim Olafson 1989
 Larry Sibley 1990
 Chris Bantner 1991
 Chris Bantner 1992
 Lamont Gilchrist 1993
 Al Carlson 1994
 Jay Wineinger 1995
 Jay Wineinger 1996
 Jay Wineinger 1997
 Jared Wright 1998
 Brian Benjamin 1999
 Chad Geiger 2000
 Chad Geiger 2001
 James E. Johnson 2002
 Nick Sutko 2003
 Randy Stella 2004
 Milan Gross-Rhode 2005
 Kyle Kasperbauer 2006

Jeff Souder 2007
 Jeff Souder 2008
 Mike Higgins 2009


VITTITOE LEADERSHIP AWARD

Awarded each year in honor of Carl Vittitoe, who served as UNO's equipment manager for 15 years through the 1978 season. "Vit" was an integral part of UNO athletics, earning undying respect and loyalty as a leader and a role model. The award is presented to the Maverick who displays that same type of grit, determination and leadership on and off the field.

Jake Krause 2006
 Amp Ferg 2007
 Jeff Finochiaro 2008
 Austin Wells 2009

LEO E. PEAREY AWARD

The Leo E. Pearey Award is given each spring to a player deemed to have shown the most improvement during spring drills, in honor of 1935 All-America halfback Leo E. Pearey.



Leo Pearey

OFFENSIVE BACK

1968 Pat Smagacz
 1969 Fran Regan
 1970 Charlie McWhorter
 1971 Ed Cook
 1972 Jim Laughery
 1973 Saul Ravenell
 1974 Johnny Harrison
 1975 Mark Boyer
 1976 Clarence Elliott
 1977 Harold Young
 1978 Jim Ripa
 1979 Tim Rogers
 1980 Dennis Boesen
 1981 Randy Naran
 1982 Larry Barnett
 1983 Bill Gillman
 1984 Brian Nelson
 1985 Steve Sliva
 1986 Pat Wurth
 1987 Jeff Podraza
 1988 Roy Napora
 1989 LaRon Henderson
 1991 Eric Hill
 1992 Shane McClanahan
 1993 Lamont White
 1994 Rodney Evans
 1995 Jermaine Hill
 1996 Jeff Herdzina
 1997 Melvin McPhaul
 1998 Curtis Miller
 1999 Gary Barrineau
 2000 James Johnson
 2001 Dustin Donahoo
 2002 Brian Masek
 2003 Brandon Pratt

2004 Tony Irions
 2005 Nate Wurth
 2006 Greg Wunderlich
 2009 Bryce Hawthorne

OFFENSIVE LINEMAN

1968 Rich Shuckman
 1969 Pat Ryan
 1970 Al Pallone
 1971 Guy Urban
 1972 Dale Rubesh
 1973 John Thompson
 1974 Ron Vacek
 1975 Mark Burns
 1976 George Drinnen
 1977 Tim Ragole
 1978 Mike Goetz
 1979 Lee Queen
 1980 Earl Bruhn
 1981 Carroll Allbery
 1982 Joe Tangeman
 1983 Scott Bruhn
 1984 Jerry Kripal
 1985 Tim Messman
 1986 Jim Paprocki
 1987 Art Thirus
 1988 Matt Morgan
 1989 Jim Olafson
 1991 Don Ballard
 1992 Mark Wendt
 1993 Dante Garrido
 1994 Mike Turco
 1995 Bob Wegner
 1996 Pete Coniglio
 1997 Jared Wright
 1998 Andy Stine
 1999 Nick Prescott
 2000 Donnie Mann
 2001 Gabe Meints
 2002 Scott Jorgensen
 2003 Zac Herold
 2004 Dustin Schall
 2005 Jakob Sjuts
 2006 Lewis Fleisher
 2007 Shawn Avery
 2008 Harrison Lingenfelter
 2009 Bill Vogel

DEFENSIVE BACK

1968 Don Franklin
 1969 George Bauer
 1970 Eddie Jones

1971 Tony Ross
 1972 Tom Zimmerman
 1973 Maurice Richards
 1974 Mike Brusnihan
 1975 Harold Brown
 1976 Lonnie Robinson
 1977 James Morrison
 1978 Paul Bryant
 1979 Tim Ward
 1980 Chuck Spencer
 1981 Steve Agee
 1982 Ray Stahla
 1983 Dan Nielsen
 1984 Don Sedlacek
 1985 Harley DeHart
 1986 Scott Welder
 1987 Jim Stenger
 1988 Shane Starks
 1989 Tim Miller
 1991 Rodney Bradley
 1992 Brian Martis
 1993 Lamont Gilchrist
 1994 Sal Issaka
 1995 Pat Davis
 1996 Nate Tate
 1997 Tony Kreis
 1998 Ahmad Austin
 1999 Vong Xaykosy
 2000 Thomas Hubbard
 2001 Eric Englund
 2002 Kyle Von Tersch
 2003 Milan Gross-Rhode
 2004 Zach Kamtz
 2005 Reed Taylor
 2006 Jason Zabka
 2007 Chris Senkbile
 2008 Daniel Pelster
 2009 Bryan Shepherd

DEFENSIVE LINEMAN

1968 Mel Washington
 1969 Gary Kipfmiller
 1970 Rich Luger
 1971 Bill Zozel
 1972 Larry Michael
 1973 Mickey Woodside
 1974 Ted Sledge
 1975 Mike Patterson
 1976 Dave Hajek
 1977 Duane Williams
 1978 Dave Jurszyk
 1979 Ted Jensen

1980 Frank Zitnik
 1981 Thurman Ballard
 1982 Jerry McDonald
 1983 Mark Murphy
 1984 Rodney Gray
 1985 Rodney Gray
 1986 Greg Eversoll
 1987 Scott Mars
 1988 Rich Lutter
 1989 Jeff Rothlisberger
 1991 Jeff Lopes
 1992 Travis Brock
 1993 Doug Presser
 1994 Brent Neben
 1995 Clinton Davis
 1996 Jay Wineinger
 1997 Warren Whitted
 1998 Chris Cooper
 1999 Jerry Corner
 2000 Troy Tesmer
 2001 Ryan Stubbendeck
 2002 Travis Moten
 2003 Corey Petersen
 2004 Joe McCormick
 2005 Rob Lewis
 2006 Chris Smith
 2007 Justin Sindelar
 2008 Kevin Ehlers
 2009 Casey Beck

RECEIVER

1976 Harold Young
 1977 Tom Wees
 1978 Mike Lowe
 1979 John Loftin
 1980 Russell Green
 1981 Brian Soliday
 1982 Don McKee
 1983 James Quaites
 1984 Tim Krof
 1985 Tim Knust
 1986 Brad Beckman
 1987 Tim Williamson
 1988 Jeff Smith
 1989 William Thomas
 1991 Andy Bruckner
 1992 Brian Shane
 1993 John Medley
 1994 Marcus Ivy
 1995 MarTay Jenkins
 1996 Tony Kreis
 1997 Pete Coniglio

1998 Sean Neuhart
 1999 None selected
 2000 Tim Sullivan
 2001 Mike Nizzi
 2002 Randy Hopkins
 2003 Chris Denney
 2004 Tyler Hansen
 2007 Pagel Williams
 2008 Austin Wells
 2009 Justin Coleman

LINEBACKER

1976 Dan Gadeken
 1977 Scott Linder
 1978 Bob Danenhauer
 1979 Tata Machado
 1980 Brent Harris
 1981 Rich Poeschl
 1982 Phil Schack
 1983 Jeff Nannen
 1984 Mark Watkins
 1985 Dave Brandt
 1986 Paul LaFond
 1987 Mike McDonnell
 1988 Kirk Coleman
 1989 Todd Freeman
 1991 Kirk Peterson
 1992 Rick Roh
 1993 Tony Adams
 1994 Josh Ballard
 1995 Marcelles Walker
 1996 Nate Sullivan
 1997 Cedric Welch
 1998 Mike Comer
 1999 Lawrence Butler
 2000 Tim Sloup
 2001 Nick Pearson
 2002 Brian Everette
 2003 Kenny Onatolu
 2004 Ronnie Alexander
 2005 Jacob Skow
 2006 Jacob Chandler
 2007 Mike Norenberg
 2008 Evan Martin
 2009 Tanner Frain

SPECIALIST

1997 Dustin Black
 2000 Troy Severson
 2007 Greg Zuerlein

MAVERICKS IN THE NFL

The Mavericks have had numerous players move on to professional careers dating all the way back to the 1950s and 60s and as recently as the 2009 NFL season.

UNO has had 24 players who have heard their names called in the NFL's annual draft. Former UNO quarterback Zach Miller was selected in the 2009 NFL Draft in the sixth round by the Jacksonville Jaguars as a tight end.

Kenny Onatolu was not drafted, but signed with the Minnesota Vikings as a free agent in December of 2008 after spending two years in the CFL with the Edmonton Eskimos. Onatolu is a linebacker on Vikings and played primarily on special teams in 2009.

Chris Bober finished an eight-year career and Chris Cooper played six years in the National Football League. Both were on Super Bowl runners-up, Bober with the 2001 New York Giants and Cooper with the 2003 Oakland Raiders.

Former Mav Bob Gordon had an outstanding career in the Canadian Football League. Gordon, who set a school record by catching 72 passes in 1989, played 11 years in the CFL with Ottawa, Toronto, British Columbia, Edmonton and Winnipeg, accumulating over 7,000 career yards and over 500 receptions.

The first player from the school to enter the NFL was Joe Arenas, who played seven years with the San Francisco 49ers and still ranks fifth all-time in punt returns in the league. Arenas, born in Cedar Rapids, Iowa, went to high school in Lincoln, then enlisted in the U.S. Marines and served in World War II in the Pacific where he was wounded and decorated for bravery for his part in the battle for Iwo Jima. Following the war he enrolled at Omaha University and, even though he never played football in high school, went out for the team. The rest, as they say, is history.

Arenas was sixth in the nation among all colleges in 1950 in total offense, earned all-American honors and was selected in the eighth round by the 49ers. The speedy 180-pound back helped beat Detroit early in his first season with a 51-yard punt return that set up a Y.A. Tittle touchdown. By the end of his seven-year career with the 49ers Arenas had become one of the all-time great punt returners in NFL history, averaging 27.3 yards per return.

Other notable former UNO stars who made their mark in professional football have included running back Gerald Allen, a starter for both the Baltimore Colts and Washington Redskins; Rod Kush, a stellar defensive back with Buffalo and the Houston Oilers, and Brad Beckman, considered one of the top tight ends in the league before his untimely death in a car accident while with the Atlanta Falcons.

But perhaps the player who made the most impact in the NFL was Marlin Briscoe. Nicknamed the Magicman for the way he could pull great plays out of a hat, Briscoe was the first black starting quarterback in the old American Football League with the Denver Broncos in 1968. He also played for the Buffalo Bills and later earned all-pro status as a member of the great undefeated Miami Dolphin team. During his career, Briscoe played defensive back, quarterback and wide receiver. The list of former Mavericks in pro football also includes UNO Athletic Director Bob Danenhauer, who played for the Seattle Seahawks.

The highest draft pick ever was Ron Sayers, the brother of UNO track and football great Roger and Gale of Kansas and the Chicago Bears. Ron was selected in the third round by the San Diego Chargers after his 1968 senior season.



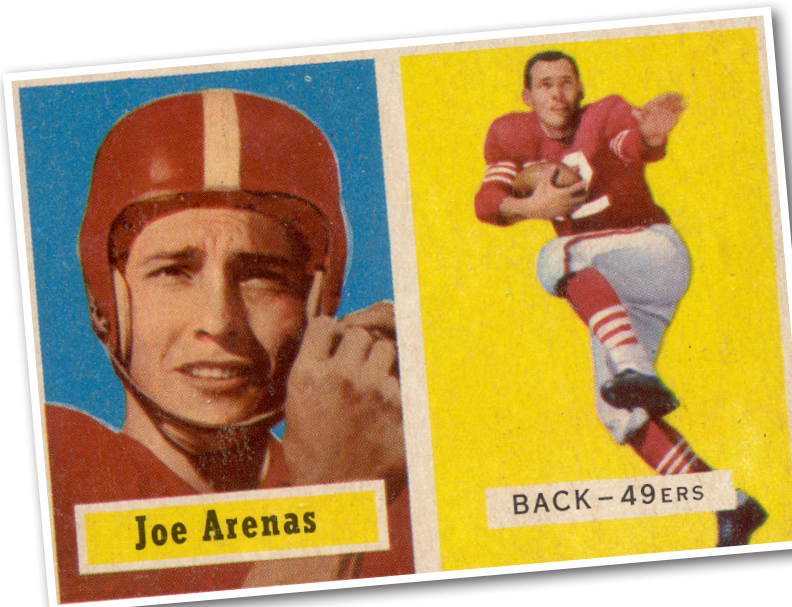
MAVERICKS IN THE NFL DRAFT

Player	Year	Round	Pick	Team	Pos.
Zach Miller	2009	6	180	Jacksonville	TE
Ryan Krause	2004	6	169	San Diego	TE
Chris Cooper	2001	6	184	Oakland	DT
MarTay Jenkins	1999	6	193	Dallas	WR
Brad Beckman	1988	7	183	Minnesota	TE
John Walker	1983	5	136	New York Jets	NT
Rod Kush	1979	5	114	Buffalo	DB
Danny Fulton	1978	3	65	Buffalo	WR
Gary Kipfmiller	1972	16	399	New York Jets	C
Phil Wise	1971	6	136	New York Jets	DB
Ron Sayers	1969	2	44	San Diego	RB
Dan Klepper	1969	9	231	Kansas City	G
Bill Haas	1968	11	279	Minnesota	E
Marlin Briscoe	1968	14	357	Denver	WR
James Jones	1966	9	78	New York Jets	E
Gerry Allen	1966	11	93	New York Jets	RB
Gerry Allen	1966	8	120	Baltimore	RB
Jim Jones	1966	18	274	Green Bay	DE
Jack Petersen	1964	17	130	Kansas City	T
Jack Petersen	1964	11	153	Green Bay	T
Emil Radik	1955	11	123	Baltimore	B
Rudy Rotella	1955	11	130	San Francisco	E
Gayford Baker	1954	27	323	San Francisco	G
Joe Arenas	1951	8	89	San Francisco	HB
Rene Hlavac	1951	23	277	Chicago	T
Dick Christie	1951	24	280	Green Bay	B

MAVERICKS IN OTHER PROFESSIONAL LEAGUES

Year	Name	Position	Team
1965	Jim Jones	DB	Toronto Argonauts
1983	John Walker	DT	Saskatchewan Roughriders
1990	Bob Gordon	WR	Toronto Argonauts (FA)
2001	Demond Finister	DB	Arizona Rattlers (Arena)
2006	Kenny Onatolu	LB	Edmonton eskimos (FA)

Note: The list indicates the teams that either drafted or signed the players initially.



UNO'S NCAA PLAYOFF GAMES

2008

1st Round (Nov. 15) -- Pittsburg State 33, UNO 21

PITTSBURG, Kan. -- The UNO football season came to an end as the Mavericks lost to Pittsburg State, 33-21 in NCAA Playoffs first round action at Carnie Smith Stadium. The Mavericks finished the season with a record of 7-4.

The Gorillas marched down field on their opening possession and hit paydirt when Brandon Clark took it in from one yard out. The drive covered 80 yards in 6:25.

The Mavericks responded in style. Aided by a 15-yard facemask penalty, they marched deep into PSU territory. But after two negative plays, including a nine-yard loss on a sack, the Mavs looked to be in trouble until quarterback Zach Miller found Kelvin Nesbit alone in the end zone on a third-and-20 play. The 21-yard pass for a touchdown tied the game at 7-7 after the first quarter.

UNO's defense looked to have the Gorillas pinned back on a third-and-21 play on their next possession. But UNO was flagged with a 15-yard pass interference penalty to keep the drive going. The Mavericks were nailed for pass interference on third-and-four inside the 10-yard line, setting up the Gorillas with a first and goal from the two-yard line. Again, Clark fought his way in to put PSU up 14-7.

The Gorillas got the ball back, and quarterback Mark Smith was the catalyst for another scoring drive. He rushed 20 yards on one carry and then hit Nathan Thomas out in the flat. Thomas ran the ball in to make it 20-7. The two-point conversion attempt failed.

The Mavericks tried to turn the tide late in the second quarter with Pittsburg State trying to come from deep out of its own end thanks to a 41-yard punt from Jason Schlautman. From their own 40, Smith had a pass picked off by UNO's Jacob Chandler. He raced back 45 yards for the touchdown.

The Mavericks got the ball to start the second half but turned it over when tailback Brian McNeill fumbled on the Pittsburg State 45-yard line. The Gorillas were four yards from the end zone on the ensuing possession when Smith was picked off by UNO's Jeff Souder on a third-down play to squelch the drive. The two teams played a scoreless third quarter.

UNO was driving to start the fourth quarter and earned the go-ahead score when Miller hit McNeill with a 27-yard touchdown pass on third-and-14. Greg Zuerlein's extra point made it 21-20 Mavericks with 13:05 left.

The Gorillas retook the lead late in the fourth quarter when Clark ran for his third touchdown of the day. The three yard run made it 26-21. Pittsburg State got two cracks at a 2-point conversion when the Mavs were whistled for a pass interference call on the first attempt. Smith was dropped at the one-yard line on the second attempt to preserve the score.

The Mavericks couldn't make hay on their next possession, and Pittsburg State iced the game on a touchdown run by Smith from 32 yards out with 2:10 remaining.

2008 1ST ROUND STATS

Nebraska Omaha	7	7	0	7	-	21
Pittsburg State	7	13	0	13	-	33

1-08:35 PSU - Clark, Brandon 1 yd run (Witter, Jared kick)

1-03:17 UNO - Nesbit, Kelvin 21 yd pass from Miller, Zach (Zuerlein, Greg kick)

2-10:47 PSU - Clark, Brandon 2 yd run (Witter, Jared kick)

2-04:45 PSU - Thomas, Nathan 11 yd run (Snyder, Chadd pass failed)

2-00:48 UNO - Chandler, Jacob 45 yd interception return (Zuerlein kick)

4-13:05 UNO - McNeill, Brian 27 yd pass from Miller (Zuerlein kick)

4-05:27 PSU - Clark, Brandon 3 yd run (Smith, Mark rush failed)

4-02:10 PSU - Smith 32 yd run (Witter, Jared kick)

Att: 4,933 (39, wind NW 16, overcast, day, turf)

TEAM STATS	UNO	PSU
First Downs	14	30
Rushes-Yards	41-168	54-350
Passing Yards	90	153
Passes	7-5-0	8-11-2
Total Offense	48-258	72-503
Fumbles-lost	0-0	0-0
Penalties-yards	5-52	5-49
Possession Time	25:51	34:09

2007

2nd Round (Nov. 24) -- Central Washington 20, UNO 17

OMAHA, Neb. -- Central Washington rallied with a 100-yard kickoff return and a touchdown in the final 2:49 for a 20-17 NCAA Division II playoff victory that ended UNO's season at Caniglia Field.

The Mavericks, ranked Nos. 1, 2 and 3 by various polls finished the year at 10-1. It was UNO's third-straight three-point loss at home in the second round of the playoffs.

The Mavs scored midway through the first quarter on Nate Wurth's 10-yard run and took a 14-7 lead with 3:19 left in the third quarter on quarterback Zach Miller's three-yard run. That score was set up by outside linebacker Jacob Chandler's 44-yard interception return.

UNO drove to the Central Washington 23 with 3:04 left and expanded its lead to 17-7 on Greg Zuerlein's 40-yard field goal.

That set the stage for the Wildcats' rally. Brandon Stout took Zuerlein's kickoff two yards deep in the end zone, found a seam and broke loose down the right sideline, escaping the kicker at midfield before going the distance.

A penalty against the Mavericks on the extra point and the kickoff pinned them at the UNO 13. Wurth rushed for two yards before Miller was intercepted on second down at the UNO 30. Wildcat quarterback Mike Reilly passed nine yards to Johnny Spevak and Johnny Lopez picked up three yards before Reilly threw a strike to Spevak in the end zone. Kicker Garrett Rolsma missed the extra point, keeping UNO within field-goal distance, 20-17, with 1:36 to play.

Miller and wide receiver David Carey teamed for gains of 7 and 14 yards to get to the CWU 32. But Miller was sacked for a loss of four with 50 seconds left, setting up a third-and-eight. Miller's pass across the middle was picked off by Williams, clinching CWU's second playoff win in as many weeks.

Reilly, who was 19-28 for 224 yards, tied the game at 7 in the second quarter when he found Chris Rohrbach on a 24-yard play. Spevak caught 8 passes for 95 yards and Jared Bronson 4 for 48 yards to lead the Wildcats. UNO held Central Washington to just 43 rushing yards, with Lopez getting 56 on 15 carries. Reilly, sacked 9 times in the first meeting, was sacked 4 times Saturday for -8 yards.

Miller completed 11 of 22 passes for 108 yards with three interceptions. Wurth led the rushing attack with 87 yards on 17 carries and Brian McNeill added 48 yards on 16 carries. Keith Eloj led the receivers with three catches for 40 yards.

2007 2ND ROUND STATS

Central Washington	0	7	0	13	-	20
Nebraska Omaha	7	0	7	3	-	17

1-7:15 UNO Nate Wurth 10 run (Greg Zuerlein kick)

2-13:08 CWU Chris Rohrbach 24 pass from Mike Reilly (Rolsma kick)

3-3:19 UNO Zach Miller 3 run (Zuerlein kick)

4-3:04 UNO Zuerlein 40 FG

4-2:49 CWU Brandon Stout 100 kickoff return (Rolsma kick)

4-1:36 CWU Johnny Spevak 18 pass from Reilly (kick failed)

Att: 6,795 (38, wind WSW 7, cloudy, day, turf)

TEAM STATS	CWU	UNO
First Downs	15	19
Rushes-Yards	27-43	52-149
Passing Yards	224	108
Passes	19-28-1	11-22-3
Total Offense	55-267	74-257
Fumbles-lost	2-1	3-0
Penalties-yards	5-48	5-50
Possession Time	25:00	35:00

UNO'S NCAA PLAYOFF GAMES

2006

2nd Round (Nov. 25) -- North Dakota 38, UNO 35

OMAHA, Neb. -- The No. 13 Mavericks, who won twice in the final minute during the season, ran out of magic as No. 4 Saginaw Valley State used a 70-yard third quarter scoring drive and a stout defense that forced two second-half turnovers to claim a 24-21 NCAA Division II second-round playoff win.

The Mavericks took advantage of turnovers the first half in jumping out front 14-3 in the opening period. Jake Krause fell on a punt that bounced into a Cardinal player at the SVS 18 less than three minutes into the game. Jamar Day moved the ball to the one on a 14-yard run and fullback Shawn Ostlund scored on the next play for a quick 7-0 lead.

The Maverick defense forced the Cardinals to settle for a 29-yard field goal by Bobby Belmonte seven minutes later that cut the lead to 7-3 before UNO, linebacker Kenny Onatolu stepped in front of a pass in the flat by quarterback Chris Dougherty at the eight and scored for a 14-3 lead with 55 seconds left in the first quarter.

The Cardinals seized the momentum after the kickoff, scoring on a third-down 67-yard pass play to wide receiver Rick Cottengim to pull within 14-10, and then drove 77 in six plays to take a 17-14 lead.

The Mavs pinned SVS deep to force a punt with less than five seconds to play in the first half. Trent Lyons blocked the punt by Dustin Esslin and Randy Kush scooped up the loose football at the one and dove in for the score with a half second remaining, giving UNO a 21-17 halftime lead.

After forcing a punt, the Cardinals engineered the only scoring drive they would need the second half. Running back Logan Barnhart ate up 47 yards of the 70-yard, eight play drive on six carries, scoring on a three-yard run with 3:36 left in the quarter.

UNO answered, driving to the SVS 26 after Miller passed 36 yards to Chris Denney, but faltered when Miller fumbled on a second-down play.

UNO was forced to punt on its next two possessions, then went out on downs. The Mavs got the ball back for one last attempt with 12 seconds left, but Masek's pass was picked off by Jeff Mackey at midfield.

2006 2ND ROUND STATS

North Dakota	14	14	7	3	—	38
Nebraska Omaha	13	7	8	7	—	35

UND- Blair Grover 2 pass from Reed Manke (Brandon Hellevang kick)

UNO- Zach Miller 1 run (kick blocked)

UND- Weston Dressler 6 run (Hellevang kick)

UNO- Miller 14 run (Andrew McCawley kick)

UNO- Nate Wurth 54 run (McCawley kick)

UND- Brady Trenbeath 39 pass from Manke (Hellevang kick)

UND- Dressler 19 pass from Manke (Hellevang kick)

UNO-Miller 2 run (Kyle Kasperbauer run)

UND-Brandon Brady 1 run (Hellevang kick)

UNO- Miller 5 run (McCawley kick)

UND- Hellevang 26 FG

TEAM STATS	UND	UNO
First Downs	20	20
Rushes-Yards	35-119	42-319
Passing Yards	260	94
Passes	22-31-1	7-15-1
Total Offense (Plays-Yards)	66-379	57-413
Fumbles-lost	1-0	2-0
Penalties-yards	6-48	6-49
Possession Time	30:31	29:29

2005

2nd Round (Nov. 19) -- Saginaw Valley State 24, UNO 21

OMAHA, Neb. -- The No. 13 Mavericks, who won twice in the final minute during the season, ran out of magic as No. 4 Saginaw Valley State used a 70-yard third quarter scoring drive and a stout defense that forced two second-half turnovers to claim a 24-21 NCAA Division II second-round playoff win.

The Mavericks took advantage of turnovers the first half in jumping out front 14-3 in the opening period. Jake Krause fell on a punt that bounced into a Cardinal player at the SVS 18 less than three minutes into the game. Jamar Day moved the ball to the one on a 14-yard run and fullback Shawn Ostlund scored on the next play for a quick 7-0 lead.

The Maverick defense forced the Cardinals to settle for a 29-yard field goal by Bobby Belmonte seven minutes later that cut the lead to 7-3 before UNO, linebacker Kenny Onatolu stepped in front of a pass in the flat by quarterback Chris Dougherty at the eight and scored for a 14-3 lead with 55 seconds left in the first quarter.

The Cardinals seized the momentum after the kickoff, scoring on a third-down 67-yard pass play to wide receiver Rick Cottengim to pull within 14-10, and then drove 77 in six plays to take a 17-14 lead.

The Mavs pinned SVS deep to force a punt with less than five seconds to play in the first half. Trent Lyons blocked the punt by Dustin Esslin and Randy Kush scooped up the loose football at the one and dove in for the score with a half second remaining, giving UNO a 21-17 halftime lead.

After forcing a punt, the Cardinals engineered the only scoring drive they would need the second half. Running back Logan Barnhart ate up 47 yards of the 70-yard, eight play drive on six carries, scoring on a three-yard run with 3:36 left in the quarter.

UNO answered, driving to the SVS 26 after Miller passed 36 yards to Chris Denney, but faltered when Miller fumbled on a second-down play.

UNO was forced to punt on its next two possessions, then went out on downs. The Mavs got the ball back for one last attempt with 12 seconds left, but Masek's pass was picked off by Jeff Mackey at midfield.

2005 2ND ROUND STATS

Saginaw Valley State	3	14	7	0	—	24
Nebraska Omaha	14	7	0	0	—	21

UNO- Shawn Ostlund 1 run (Andy Severson kick)

SVS- Bobby Belmonte 29 FG

UNO- Kenny Onatolu 8 pass interception (Severson kick)

SVS- Rick Cottengim 67 pass from Chris Dougherty (Belmonte kick)

SVS- Dougherty 6 run (Belmonte kick)

UNO- Randy Kush, blocked punt return (Severson kick)

SVS- Logan Barnhart 3 run (Belmonte kick)

Att: 4,357; day, field turf, 42, cloudy, rain, wind NW 18

TEAM STATS	SVS	UNO
First Downs	16	14
Rushes-Yards	44-101	39-177
Passing Yards	273	109
Passes	20-25-2	11-23-3
Total Offense	374	286
Fumbles-lost	1-1	2-1
Penalties-yards	4-20	3-30

UNO'S NCAA PLAYOFF GAMES

2001

1st Round (Nov. 17) -- Pittsburg State 20, UNO 7

PITTSBURG, Kan. -- Missed scoring opportunities in the first quarter proved to be costly for the Mavericks as No. 6 ranked Pittsburg State avenged a 2000 playoff loss to UNO with a 20-7 win at Carnie Smith Stadium in front of 7,177 fans.

The Mavericks drove to the PSU 14 but a Troy Severson field goal attempt from 31 yards out was barely wide in the first quarter. Later in the same period the Mavs drove 45 yards to the PSU 35, but were held on downs and forced to punt.

The Gorillas broke the scoreless tie by marching 81 yards in 15 plays, a drive that consumed 8:46, in the second quarter. Quarterback Neal Philpot nosed into the end zone from the one with 3:01 left in the half for a 7-0 lead.

The Gorillas then held UNO on downs at its own 18 and took over at their own 47 with 1:02 left, driving 31 yards in four plays, including a UNO pass interference penalty. Daniel Chappell capped the drive with a 38-yard field goal with one second left before halftime for a 10-0 lead. Chappell added a second field goal, from 23 yards, with 10:39 to play in the fourth quarter for a 13-0 lead, but the Gorillas got the clinching touchdown while on defense.

After the kickoff, UNO moved 26 yards in six plays near midfield when quarterback Seth Turman's pitch on a rollout was picked off by PSU's Tom Blancett and returned 37 yards for a score with 8:33 left to play, making it 20-0.

Turman guided the Mavericks 80 yards in 10 plays after the kickoff, converting two key third-down plays before scoring on a five-yard run with 4:11 left to play for the final margin.

2001 1ST ROUND STATS

Nebraska Omaha	0	0	0	7	—	7
Pittsburg State	0	10	0	10	—	20

- PSU - Neal Philpot 1 run (Daniel Chappell kick)
- PSU - Chappell 38 FG
- PSU - Chappell 23 FG
- PSU - Tom Blancett 37 fumble recovery (Chappell kick)
- UNO - Seth Turman 5 run (Troy Severson kick)
- Att: 7,177 (64, wind 5 S, mostly cloudy, natural grass, noon)

TEAM STATS	UNO	PSU
First Downs	19	21
Rushes-Yards	41-155	44-216
Passing Yards	144	62
Passes	17-25-0	4-9-0
Total Offense	299	278
Fumbles-lost	6-2	1-0
Penalties-yards	10-97	7-50

2000

Quarterfinals (Nov. 24) -- North Dakota State 43, UNO 21

OMAHA, Neb. -- The Mavericks scored on their first two possessions before North Dakota State capitalized on five turnovers to erase the 14-0 margin en route to a 43-21 win in the NCAA II quarterfinals.

A crowd of 9,400 at Caniglia Field watched the Mavs drive 90 yards in 10 plays after forcing an NDSU punt to take the lead on John Dustin's one-yard run. Nick Pearson blocked a Bison punt to set up Seth Turman's 18-yard scoring run less than two minutes later to put the Mavs out front.

But the Bison drove 83 yards on their next possession and 70 yards on another, with Lamar Gordon scoring each time. Both extra points were missed, however, the Bison took a 20-14 lead after a short UNO punt, scoring on back-up quarterback Graig Gorder's five-yard pass to Craig Tangen and a two-point conversion. NDSU extended its lead after recovering a fumble at midfield. DeShawn Perkins capped a five-play, 51-yard march with a four-yard run to give the Bison a 26-14 halftime lead.

The Mavs stopped the Bison on their first second half possession, but fumbled the punt return to give NDSU the ball on the UNO 17. NDSU took advantage as Aaron Pederson kicked a 27-yard field goal.

Another fumble recovery and a pass interception set up the final two Bison scores as they built the lead to 43-14 through three quarters.

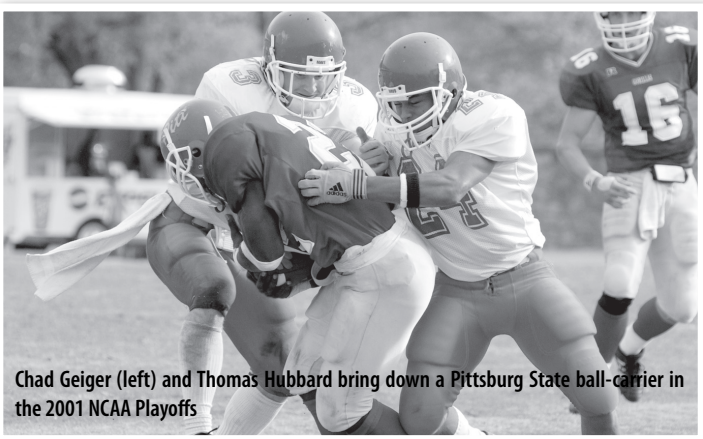
The Mavs added a fourth-quarter touchdown on Trey Guidry's five-yard toss to tight end Thadd Recek. However the defeat ended the Mavericks' 11-game win streak and handed them their first home loss since 1996.

2000 QUARTERFINAL STATS

North Dakota State	6	20	17	0	—	43
Nebraska Omaha	14	0	0	7	—	21

- UNO - John Dustin 1 run (Troy Severson kick)
- UNO - Seth Turman 18 run (Severson kick)
- NDSU - Lamar Gordon 22 run (kick failed)
- NDSU - Gordon 6 run (pass failed)
- NDSU - Craig Tangen 5 pass from Graig Gorder (Eric Nelson, pass from Gorder)
- NDSU - DeShawn Perkins 4 run (kick failed)
- NDSU - Pederson 27 FG
- NDSU - Nelson 33 pass from Gorder (Pederson kick)
- NDSU - Gordon 1 run (Pederson kick)
- UNO - Thadd Recek 5 pass from Trey Guidry (Severson kick)

TEAM STATS	NDSU	UNO
First Downs	17	14
Rushes-Yards	51-214	43-190
Passing Yards	187	113
Passes	7-15-0	8-15-1
Total Offense	401	303
Fumbles-lost	1-0	4-4
Penalties-yards	9-76	5-55



Chad Geiger (left) and Thomas Hubbard bring down a Pittsburg State ball-carrier in the 2001 NCAA Playoffs

UNO'S NCAA PLAYOFF GAMES

2000

1st Round (Nov. 18) -- UNO 14, Pittsburg State 3

OMAHA, Neb. -- The fourth-ranked Mavericks advanced to the second round of the NCAA II playoffs with a 14-3 win over No. 12 Pittsburg State, relying once again on their dominating defense.

The Mavs held the Gorillas (9-3) to just 51 rushing yards and 161 yards in total offense in recording their first post-season win since 1984.

Seth Turman scored from the two on a nine-play, 39-yard second quarter drive for a 7-0 lead for the Mavs. The Gorillas cut into the margin on Gary Kral's 47-yard field goal seven minutes later on PSU's best drive of the day, a 60-yard, 10-play march.

After that, the Mavs forced six straight punts and gave up just one drive over 14 yards.

Still, the Mavs couldn't find a way to put the Gorillas away until Turman directed an 82-yard, 11-play drive in the fourth quarter that was capped by Adam Wright's five-yard scoring run with 2:41 to play. Wright finished with 162 yards rushing, a UNO post-season record.

2000 1ST ROUND STATS

Pittsburg State	0	3	0	0	—	3
Nebraska Omaha	0	7	0	7	—	14


UNO - Seth Turman 2 run (Troy Severson kick)

PSU - Gary Kral 47 FG

UNO - Adam Wright 5 run (Severson kick)

Att: 6,600 (37, wind W 5-10, clear)

TEAM STATS	PSU	UNO
First Downs	8	13
Rushes-Yards	42-51	59-253
Passing Yards	110	61
Passes	5-14-1	4-9-0
Total Offense	161	314
Fumbles-lost	5-0	1-1
Penalties-yards	5-40	5-41



Adam Wright, No. 6, set a UNO post-season record with 162 rushing yards.

1998

1st Round (Nov. 21) -- Northwest Missouri State 28, UNO 14

MARYVILLE, Mo. -- Quarterback Chris Greisen passed for 340 yards and three touchdowns to lead No. 1 ranked Northwest Missouri State to a 28-14 win over the Mavericks in the first round.

The Bearcats, playing in front of a capacity crowd of 7,500 at Rickenbrode Stadium, posted their second win in three years over the Mavs in the playoffs, and went on to capture the national championship with a perfect 15-0 mark. The loss ended UNO's season at 9-3.

Griesen put the Bearcats on top with a three-yard scoring toss to Derek Lane four minutes into the game, capping a 10-play, 78-yard drive. The Mavs responded by taking the kickoff and marching 70 yards in 10 plays to tie the game on fullback Micky Koory's one-yard run and Paul Kosel's PAT kick.

But the Bearcats took command as Greisen passed for two more first half touchdowns for a 21-7 halftime lead. His second, an 11-yard strike to Ryan George, came with just 52 seconds left before halftime.

Tucker Woolsey's short scoring run gave the Bearcats a 28-7 cushion. Ed Thompson guided the Mavericks on an 80-yard drive in the fourth quarter to pull within two touchdowns on his five-yard pass to Tony Kreis with six and a half minutes to play. The Bearcats snuffed the rally by stopping UNO on downs and later recovered a fumbled punt with 2:26 to play.

1998 1ST ROUND STATS

Nebraska Omaha	7	0	0	7	—	14
Northwest Missouri State	7	14	7	0	—	28

NWM- Derek Lane 3 pass from Chris Greisen (David Purnell kick)

UNO- Micky Koory 1 run (Paul Kosel kick)

NWM- Tony Miles 29 pass from Greisen (Purnell kick)

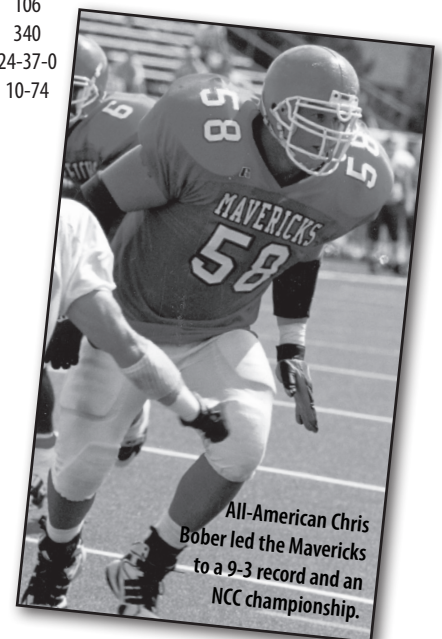
NWM- Ryan George 11 pass from Greisen (Purnell kick)

NWM- Tucker Woolsey 1 run (Purnell kick)

UNO- Tony Kreis 5 pass from Ed Thompson (Kosel kick)

Att: 7,500 (53 degrees, wind south 5-15, partly cloudy)

TEAM STATS	UNO	NWMSU
First Downs	20	21
Rushing yards	272	106
Passing yards	94	340
Passes	10-28-1	24-37-0
Penalty yards	5-31	10-74



All-American Chris Bober led the Mavericks to a 9-3 record and an NCC championship.

UNO'S NCAA PLAYOFF GAMES

1996

1st Round (Nov. 23) -- Northwest Missouri State 22, UNO 21

OMAHA, Neb. -- Northwest Missouri State's last-second touchdown pass plucked a 22-21 victory and ended the Mavericks' storybook 1996 season on November 23 in front of 5,500 fans and a regional television audience.

Greg Teale's 17-yard fourth down pass was hauled in by a sprawling Jesse Haynes on the game's final play, giving the Bearcats the win in the cold and drizzle of Caniglia Field.

Haynes' first touchdown of the game, a 69-yard run on the fourth play from scrimmage, and on the Bearcats' next possession, Dave Purnell booted a 31-yard field goal for a 10-0 lead.

But the Mavericks took control, scoring on Melvin McPhaul's seven-yard run, and led at the half, 14-7 when Ed Thompson passed eight yards to Yano Jones.

The Mavs took the kickoff after halftime and marched 66 yards in nine plays, scoring on fullback Micky Koory's one-yard run for a 21-10 lead.


The Bearcats rallied as Teale passed 17 yards to Steve Comer, but failed on a two-point PAT pass to close UNO's lead to 21-16 late in the third quarter. After UNO forced the Bearcats to punt twice in the fourth quarter, a NWMSU defensive back picked off Thompson at the UNO 41 with less than two minutes remaining. Teale kept the drive alive with a fourth down pass to the UNO 11 with less than a minute left. After two incomplete passes and a loss of six on a rush, Teale took the final snap with a second left and Haynes made a one-handed grab while falling down.

1996 1ST ROUND STATS

Northwest Missouri State	10	0	6	6	—	22
Nebraska Omaha	0	14	7	0	—	21

- NWM-Haynes 69 run (Purnell kick)
- NWM-Purnell 31 FG
- UNO-McPhaul 7 run (Kosel kick)
- UNO-Jones 8 pass from Thompson (Kosel kick)
- UNO-Koory 1 run (Herdzina kick)
- NWM-Comer 17 pass from Teale (pass failed)
- NWM-Haynes 17 pass from Teale (run failed)
- Att: 5,500

TEAM STATS	NWMSU	UNO
First Downs	17	19
Rushing yards	218	289
Passing yards	65	58
Passes	4-19-0	6-14-1
Penalty yards	52	66



Ed Thompson became the first NCAA Division II quarterback to rush and pass for more than 1,000 yards each during the 1996 season.

1984

Semifinals (Dec. 1) -- North Dakota State 25, UNO 14

FARGO, N.D. -- North Central Conference co-champions two straight years, North Dakota State and UNO entered the game ranked No. 1 and 2 in NCAA Division II on December 1, 1984 and the result went just like the form chart as the Bison claimed a 25-14 win.

The Bison built a 12-0 lead on the 19-degree, snowy afternoon at Dacotah Field in front of 11,090 fans before the Mavericks scored late in the first half. Mark Gurley punched over from the one, capping a 70-yard, eight-play drive, pulling the Mavs within 12-7 at halftime.

NDSU countered with a 14-yard scoring pass from Jeff Bentrin to Stacy Robinson for a 19-7 lead in the third quarter.

The Mavericks battled back, cutting the lead to 19-14 in the fourth quarter as Randy Naran passed 26 yards to Kevin Munro.

But the Bison stopped the rally and scored the deciding touchdown on James Molstre's 20-yard run in the closing minutes.

The Bison took advantage of four Maverick turnovers to advance to the NCAA Division II championship game the following week, but lost in a bid for a repeat national title.


The Mavericks finished the season with an 11-2 mark.

1984 SEMIFINAL STATS

Nebraska Omaha	0	7	0	7	—	14
North Dakota State	6	6	7	6	—	25

- NDS-Klos 3 run (kick blocked)
- NDS-Molstre 19 run (pass failed)
- UNO-Gurley 1 run (Morris kick)
- NDS-Robinson 14 pass from Bentrin (Kubisz kick)
- UNO-Munro 26 pass from Naran (Morris kick)
- NDS-Molstre 20 run (kick failed)
- Att: 11,090

TEAM STATS	UNO	NDSU
First Downs	17	20
Rushing yards	126	307
Passing yards	198	52
Passes	18-35-2	6-11-0
Penalty yards	25	5



Randy Naran became UNO's career passing leader in taking the No. 2 Mavericks to an 11-2 record, a second-straight NCC title and a berth in the Division II playoffs.

UNO'S NCAA PLAYOFF GAMES

1984

Quarterfinals (Nov. 24) -- UNO 28, Northwest Missouri State 15

OMAHA, Neb. -- After tying for the North Central Conference title a second-straight year, the No. 2-ranked Mavericks earned their second trip to the NCAA Division II nationals and rewarded a capacity crowd with a wild 28-15 win at Caniglia Field on November 24, 1984.

Northwest Missouri State, 10-1 and ranked No. 5, took a 3-0 lead before the Mavericks struck on Randy Naran's five-yard pass to Steve Macaitis. But the Bearcats countered with a 91-yard scoring pass by Brian Quinn.

UNO's Greg Morris kicked a 21-yard field goal for an 11-9 halftime lead and Naran passed 39-yards to James Quaites for an 18-9 lead in the third quarter.

The Bearcats' Robert Wilson broke free for a 52-yard scoring run, cutting into UNO's lead, but Morris answered with a 39-yard field goal for a 21-15 lead. All-American linebacker Keith Coleman stopped the Bearcats with a key hit, forcing and recovering a fumble before the Mavs put the game away on Brian Nelson's five-yard scoring run.

The Maverick defense bent to the tune of 591 total yards by the Bearcats, but also forced eight turnovers in getting their first post-season win in 22 years.

1984 QUARTERFINAL STATS

Northwest Missouri State	9	0	6	0	—	15
Nebraska Omaha	8	3	7	10	—	28

NWM-Johnson 44 FG

UNO-Macaitis 5 pass from Naran (Nelson, pass from Brummer)

NWM-Hansley 91 pass from Quinn (kick failed)

UNO-Morris 21 FG

UNO-Quaites 39 pass from Naran (Morris kick)

NWM-Wilson 52 run (kick failed)

UNO-Morris 39 FG

UNO-Nelson 5 run (Morris kick)

Attendance -9,500

TEAM STATS

	NWMSU	UNO
First Downs	25	20
Rushing yards	168	194
Passing yards	423	171
Passes	25-42-3	15-33-0
Penalty yards	110	70



All-American Keith Coleman tackles a Northwest Missouri ball carrier as UNO downed the Bearcats, 28-15, in the NCAA Division II quarterfinal.

1978

Quarterfinals (Nov. 25) -- Youngstown State 21, UNO 14

YOUNGSTOWN, Ohio -- Coach Sandy Buda's first University of Nebraska at Omaha team enjoyed a stunning turnaround in 1978, and nearly upset the No. 2-ranked Youngstown State Penguins in the playoffs.

After turning a 3-6-2 team into an 8-3 season, Buda led the Mavericks into the school's first NCAA Division II quarterfinals appearance.

And, but for an untimely slip on the ice, the Mavericks could have moved on. Instead, UNO dropped a 21-14 heartbreaker to the Penguins.

UNO scored first on quarterback Mike Mancuso's 25-yard scoring toss to Harold Young, but Youngstown came back to score a touchdown and two second-quarter field goals for a 14-7 halftime lead.

Maverick running back Clarence Elliott tied the game after UNO forced a turnover at the Penguin 37, scoring from a yard out.

Youngstown's winning touchdown came late in the fourth quarter when UNO defender Paul Bryant slipped on a patch of ice in the end zone and Jim Ferranti hauled in a 32-yard pass.

1978 QUARTERFINAL STATS

Nebraska Omaha	7	0	7	0	—	14
Youngstown State	8	6	0	7	—	21

UNO-Young 25 pass from Mancuso (Schlecht kick)

YS-Snoddy 5 run (Dumas pass from Snoddy)

YS-Haynali 40 FG

YS-Haynali 30 FG

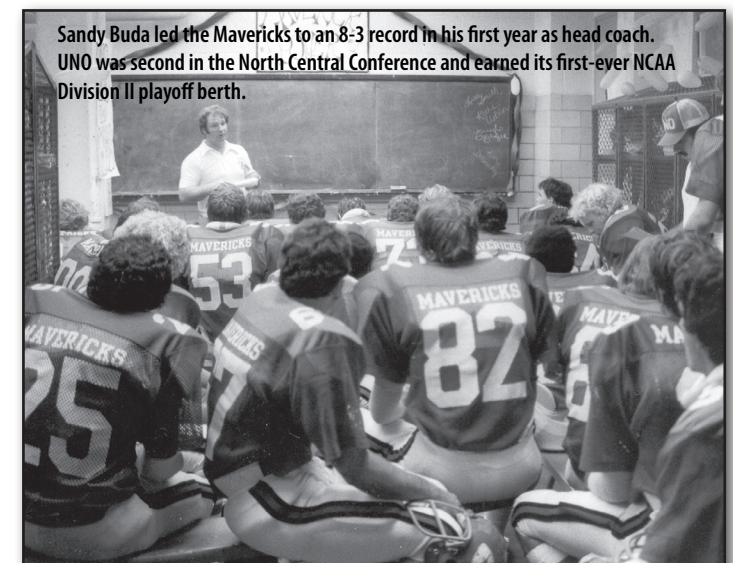
UNO-Elliott 1 run (Schlecht kick)

YS-Ferranti 32 pass from Fink (Haynali kick)

Attendance -7,500

TEAM STATS

	UNO	YS
First Downs	13	18
Rushing yards	7	212
Passing yards	138	108
Passes	13-28-1	6-17-0
Penalty yards	70	43



Sandy Buda led the Mavericks to an 8-3 record in his first year as head coach. UNO was second in the North Central Conference and earned its first-ever NCAA Division II playoff berth.

UNO'S NCAA PLAYOFF GAMES

NEBRASKA OMAHA THROUGHOUT NCAA PLAYOFF HISTORY

Year	Date	Opponent	Location	Round	HAN	W/L	Score
1978	11/25	Youngstown State	Youngstown, Ohio	QF	A	L	14-21
1984	11/24	Northwest Missouri State	Omaha, Neb.	QF	H	W	28-15
1984	12/01	North Dakota State	Fargo, N.D.	SF	A	L	14-25
1996	11/23	Northwest Missouri State	Omaha, Neb.	1st	H	L	21-22
1998	11/21	Northwest Missouri State	Maryville, Mo.	1st	A	L	14-28
2000	11/18	Pittsburg State	Omaha, Neb.	1st	H	W	14-3
2000	11/24	North Dakota State	Omaha, Neb.	QF	H	L	21-43
2001	11/17	Pittsburg State	Pittsburg, Kan.	1st	A	L	7-20
2005	11/19	Saginaw Valley State	Omaha, Neb.	2nd	H	L	21-24
2006	11/25	North Dakota	Omaha, Neb.	2nd	H	L	35-38
2007	11/24	Central Washington	Omaha, Neb.	2nd	H	L	17-20
2008	11/15	Pittsburg State	Pittsburg, Kan.	1st	A	L	21-33

MAVERICK NCAA POSTSEASON RECORDS

TEAM RECORDS

Most Points
Most First Downs

Most Rushing Yards
Most Passing Yards
Most Yards Total Offense
Most Penalty Yards

UNO Record -- Game (Year)

35 -- vs. North Dakota (2006)
20 -- vs. Northwest Missouri State (1984, 1998)
20 -- vs. North Dakota (2006)
319 -- vs. North Dakota (2006)
171 -- vs. Northwest Missouri State (1984)
413 -- vs. North Dakota (2006)
97 -- vs. Pittsburg State (2001)

Opponent Record -- Game (Year)

43 -- North Dakota State (2000)
30 -- Pittsburg State (2008)
350 -- Pittsburg State (2008)
340 -- Northwest Missouri State (1998)
591 -- Northwest Missouri State (1984)
110 -- Northwest Missouri State (1984)

INDIVIDUAL RECORDS

Most Yards Rushing
Most Rushing Attempts
Most Rushing TDs
Most Yards Passing
Most TDs Passing

Most Completions
Most Pass Attempts
Most Receptions
Most Yards Receiving
Most Field Goals
Longest Field Goal
Longest TD Pass Play
Longest TD Run
Most TDs Rushing

UNO Record -- Player, Opponent (Year)

162 -- Adam Wright, Pittsburg State (2000)
32 -- Adam Wright, Pittsburg State (2000)
4 -- Zach Miller, North Dakota (2006)
144 -- Seth Turman, at Pittsburg State (2001)
2 -- Randy Naran, Northwest Missouri State (1984)
2 -- Zach Miller, at Pittsburg State (2008)
18 -- Randy Naran, at North Dakota State (1984)
35 -- Randy Naran, at North Dakota State (1984)
7 -- James Quaites, Northwest Missouri State (1984)
102 -- James Quaites, Northwest Missouri State (1984)
2 -- Greg Morris, Northwest Missouri State (1984)
40 -- Greg Zuerlein, Central Washington (2007)
39 -- Randy Naran to James Quaites, vs. NWMSU (1984)
54 -- Nate Wurth vs. North Dakota (2006)
4 -- Zach Miller vs. North Dakota (2006)

NCAA PLAYOFF WIN-LOSS RECORDS

Overall.....	2-10
Home.....	2-5
Away.....	0-5
UNO's Opening Round.....	2-8
NCAA 1st Round.....	1-4
NCAA 2nd Round.....	0-3
NCAA Quarterfinal.....	1-2
NCAA Semifinal.....	0-1
Central Washington.....	0-1
North Dakota.....	0-1
North Dakota State.....	0-2
Northwest Missouri.....	1-2
Pittsburg State.....	1-2
Saginaw Valley State.....	0-1
Youngstown State.....	0-1



Quarterback Zach Miller ran for a UNO postseason-record four touchdowns with 152 rushing yards in 2006.

UNO'S BOWL GAMES

1955 TANGERINE BOWL

(Jan. 1) -- Omaha University 7, Eastern Kentucky 6

ORLANDO, Fla. - Coach Lloyd Cardwell's Omaha University Indians capped a 10-0 season with a 7-6 victory over Eastern Kentucky in the 1955 Tangerine Bowl in front of 12,759 fans.

The win, the 15th straight for the Indians, came in their first-ever post-season appearance.

Omaha scored the only touchdown it would need when tailback Bill Englehardt and Rudy Rotella teamed up on a 30-yard pass play with 5:23 left in the first quarter. Englehardt then kicked the extra point for a 7-0 lead.

Eastern Kentucky, which also came into the game unbeaten and untied, scored its only touchdown in the second quarter when Bobby Landerman passed nine yards to Paul Greene. The PAT kick failed, however, preserving the Indians' lead.

Englehardt completed seven of his 20 passes for 104 yards and added 47 more rushing. Emil Radik added 25 yards on nine carries.

Englehardt, the nation's total offense leader, was voted the game's most valuable player, while Rotella earned all-American honors for the Indians.

TANGERINE BOWL STATS

Omaha University	7	0	0	0	-	7
Eastern Kentucky	0	6	0	0	-	6

OU-Rotella 30 pass from Englehardt (Englehardt kick)

EK-Greene 9 pass from Landerman (kick failed)

Att: 12,759

TEAM STATS	OU	EKU
First Downs	15	
Rushing yards	103	133
Passing yards	104	69
Passes	7-23-1	7-19-0
Penalty yards	30	45

1962 ALL-SPORTS BOWL

(Dec. 8) -- Omaha University 34, East Central Oklahoma 21

OKLAHOMA CITY, Okla. - Quarterback Carl Meyers was flawless in leading the Omaha University Indians to a 34-21 triumph over East Central Oklahoma in the All-Sports Bowl.

Meyers passed for 238 yards and two touchdowns and kicked four extra points to help the Indians cap an 8-1-1 season. OU was coming off its first of three Central Intercollegiate Conference titles.

Meyers and end Paul Blazeovich teamed up on an 80-yard scoring play on the first play from scrimmage. The two combined again on a six-yard scoring play to give OU a 27-14 halftime lead. Rocket Roger Sayers gave OU a 13-0 lead when he dashed 22 yards for the game's second TD. But the Tigers came back to take a 14-13 lead on two five-yard scoring runs by Mike Ward. Wayne Backes then scored on a 16-yard run before the second Meyers-Blazeovich touchdown and the Indians led the rest of the way.

Louis Miloni scored in the third quarter for a 34-14 lead before Ward scored his third touchdown in the fourth quarter. Meyers was voted the game's outstanding back.

ALL-SPORTS BOWL STATS

Omaha University	13	14	7	0	-	34
East Central Oklahoma	7	7	0	7	-	21

OU-Blazeovich 80 pass from Meyers (kick failed)

OU-Sayers 22 run (Meyers kick)

EC-Ward 5 run (Ward kick)

EC-Ward 5 run (Ward kick)

OU-Backes 16 run (Meyers kick)

OU-Blazeovich 6 pass from Meyers (Meyers kick)

OU-Miloni 1 run (Meyers kick)

EC-Ward 1 run (Ward kick)

Att: 2,800

TEAM STATS	OU	ECO
First Downs	14	
Rushing yards	140	87
Passing yards	238	152
Passes	12-24-0	4-10-0
Penalty yards	30	5

The 1954 Omaha University Indians, led by head coach Lloyd Cardwell, right, never trailed during a perfect 10-0 season that included a 7-6 win over Eastern Kentucky in the 1955 Tangerine Bowl (later the Florida Citrus Bowl).



Four first-half touchdowns helped the OU Indians win the 1962 All-Sports Bowl.

UNO'S BOWL GAMES

2009 KANZA BOWL
(Dec. 5) -- West Texas A&M 31, UNO 25

TOPEKA, Kan. - The UNO football ended its 2009 season with a loss to West Texas A&M at the Kanza Bowl Saturday afternoon at Hummer Sports Park, 31-25.

The Mavs trailed 10-9 after the half, but took the lead in the opening second of the second half when linebacker Kyle Moore stepped in front of a Taylor Harris pass and for a pick six. Greg Zuerlein put the Mavs up 16-10 with the PAT.

The Buffaloes regained the lead when Tyson Williams scampered into the end zone from 15 yards out. James Chandler's PAT put WTAM up 17-16.

On UNO's next drive, the Mavs drove the ball into Buffalo territory, but were forced to try a 54-yard Zuerlein field goal attempt. WTAM defensive end Broderick Marshall made the play of the second half when he blocked the Zuerlein kick and returned it 27 yards into UNO territory. The blocked field goal set up a 40-yard touchdown pass from Harris to running back Keithon Flemming on the next play. The PAT gave WTAM a 24-16 lead.

UNO tailback Duane Bowen got the Mavs within two points on his two-yard rushing touchdown early in the fourth quarter, 24-22.

The Buffaloes answered back on their next drive when Harris tossed his second touchdown pass of the game. This time a 38-yard touchdown strike to Brittan Golden that gave the Buffs their biggest lead of the game, 31-22.

Zuerlein helped the Mavs keep pace with the Buffs in the first half. The junior booted three field goals in the second quarter, including a career-long 52 yarder that put UNO within one point at the 11:32 mark of the second quarter, 7-6. Zuerlein was 4-for-5 on field goal attempts on the day. He also hit on a 40-yarder in the fourth quarter that got the Mavs within six points.

Greg Wunderlich went 26-44 for 252 yards on the day. He threw one interception and was sacked four times on the day.

The Mavs gave the Buffs a heavy dose of tailback Levi Terrell. The freshman gained 98 yards on 28 attempts.

The Mavs had the upper hand in first downs, 22-14, and compiled 367 yards to WTAM's 352 yards of total offense.

UNO finishes the 2009 season with a 7-5. The Mavericks are now 2-1 all-time in bowl game appearances. The Buffaloes improved to 7-5 on the year.

KANZA BOWL STATS						
West Texas A&M	7	3	14	7	—	31
Nebraska Omaha	0	9	7	9	—	25

- 1st - WTAMU-Keithon Flemming 1 yd run (James Chandler kick)
- 2nd - UNO-Greg Zuerlein 23 yd field goal
- UNO-Greg Zuerlein 52 yd field goal
- UNO-Greg Zuerlein 27 yd field goal
- WTAMU-James Chandler 32 yd field goal
- 3rd - UNO-Kyle Moore 23 yd interception return (Greg Zuerlein kick)
- WTAMU-Tyson Williams 15 yd run (James Chandler kick)
- WTAMU-Keithon Flemming 40 yd pass from Harris (James Chandler kick)
- 4th - UNO-Duane Bowen 2 yd run (2 pt conversion failed)
- WTAMU-Brittan Golden 38 yd pass from Taylor Harris (James Chandler kick)
- UNO-Greg Zuerlein 40 yd field goal
- Att: 3,032

TEAM STATS	WTAMU	UNO
First Downs	14	22
Rushing yards	70	115
Passing yards	282	252
Total offense	352	367
Passes	15-29-2	26-44-1
Penalty yards	10	29
Possession Time	16:50	43:10
Turnovers	2	1



ALL-TIME COACHING RECORDS

Year	Head Coach	W	L	T	Conf.	W	L	T	Conf. Champion
1911	Howard S. Maxwell	1	3	0	--	--	--	--	--
1912	Otis Morganthaler	2	4	0	--	--	--	--	--
1913	Andrew Dow	0	4	0	--	--	--	--	--
1914	Andrew Dow	0	3	0	--	--	--	--	--
1915	Harry Delamatre	1	4	1	--	--	--	--	--
1916	Harry Delamatre	1	7	0	--	--	--	--	--
1917	No Games Played - WWI	--	--	--	--	--	--	--	--
1918	No Games Played - WWI	--	--	--	--	--	--	--	--
1919	Frank Cavanaugh	3	2	1	--	--	--	--	--
1920	Ernie Adams	5	1	0	--	--	--	--	--
1921	Ernie Adams	4	1	0	--	--	--	--	--
1922	Ernie Adams	2	3	0	--	--	--	--	--
1923	Ernie Adams	0	0	1	--	--	--	--	--
1924	Ernie Adams	0	6	0	--	--	--	--	--
1925	Ernie Adams	4	3	1	--	--	--	--	--
1926	L.M. Bradfield	2	5	0	--	--	--	--	--
1927	L.M. Bradfield	3	6	0	--	--	--	--	--
1928	Ernie Hubka	4	3	1	--	--	--	--	--
1929	Warren Howard	4	2	3	--	--	--	--	--
1930	Warren Howard	3	4	2	--	--	--	--	--
1931	C.I. Hartman	5	1	1	--	--	--	--	--
1932	C.I. Hartman	5	2	1	--	--	--	--	--
1933	C.I. Hartman	4	3	1	--	--	--	--	--
1934	C.I. Hartman	4	1	2	--	--	--	--	--
1935	C.I. Hartman	6	3	0	NCC	1	2	0	3rd North Dakota State
1936	C.I. Hartman	2	3	2	NCC	1	2	2	5th North Dakota
1937	C.I. Hartman	2	6	0	NCC	0	5	0	8th North Dakota
1938	C.I. Hartman	2	5	1	NCC	1	3	1	6th South Dakota
1939	C.I. Hartman	3	5	0	NCC	1	3	0	4th UND/SDSU/USD
1940	C.I. Hartman	2	3	2	NCC	1	3	1	6th Northern Iowa
1941	C.I. Hartman	3	4	1	NCC	2	3	0	4th Northern Iowa
1942	C.I. Hartman	1	5	0	NCC	1	3	0	7th Northern Iowa/Augustana
1943	No Games Played - WWII	--	--	--	--	--	--	--	--
1944	No Games Played - WWII	--	--	--	--	--	--	--	--
1945	No Games Played - WWII	--	--	--	--	--	--	--	--
1946	No Games Played - WWII	--	--	--	--	--	--	--	--
1947	Lloyd Cardwell	2	5	1	Ind.	--	--	--	--
1948	Lloyd Cardwell	5	4	0	Ind.	--	--	--	--
1949	Lloyd Cardwell	3	5	0	Ind.	--	--	--	--
1950	Lloyd Cardwell	6	3	0	Ind.	--	--	--	--
1951	Lloyd Cardwell	4	5	0	Ind.	--	--	--	--
1952	Lloyd Cardwell	5	4	0	Ind.	--	--	--	--
1953	Lloyd Cardwell	6	2	0	Ind.	--	--	--	--
1954	Lloyd Cardwell	10	0	0	Ind.	--	--	--	--
1955	Lloyd Cardwell	8	1	0	Ind.	--	--	--	--
1956	Lloyd Cardwell	6	2	1	Ind.	--	--	--	--
1957	Lloyd Cardwell	1	7	0	Ind.	--	--	--	--
1958	Lloyd Cardwell	0	8	0	Ind.	--	--	--	--
1959	Lloyd Cardwell	1	7	0	CIC	--	--	--	Benedictine
1960	Al Caniglia	1	7	1	CIC	--	--	--	Benedictine

Year	Head Coach	W	L	T	Conf.	W	L	T	Conf. Champion
1961	Al Caniglia	6	3	0	CIC	--	--	--	Pittsburg State
1962	Al Caniglia	8	1	1	CIC	--	--	--	UNO
1963	Al Caniglia	7	2	0	CIC	--	--	--	UNO
1964	Al Caniglia	5	4	0	CIC	--	--	--	Washburn
1965	Al Caniglia	8	2	0	CIC	--	--	--	UNO
1966	Al Caniglia	1	9	0	CIC	--	--	--	Fort Hays State/Pittsburg State
1967	Al Caniglia	7	3	0	CIC	--	--	--	UNO
1968	Al Caniglia	4	5	0	CIC	--	--	--	UNO
1969	Al Caniglia	3	6	0	RMAC	--	--	--	Northern Colorado
1970	Al Caniglia	4	5	1	RMAC	--	--	--	Pittsburg State
1971	Al Caniglia	5	4	1	RMAC	--	--	--	Northern Colorado
1972	Al Caniglia	8	2	0	GPAC	--	--	--	--
1973	Al Caniglia	7	2	1	Ind.	--	--	--	--
1974	C.T.Hewgley	3	7	0	Ind.	--	--	--	--
1975	Bill Danenhauer	2	8	0	Ind.	--	--	--	--
1976	Bill Danenhauer	3	8	0	Ind.	--	--	--	--
1977	Bill Danenhauer	3	6	2	NCC	2	2	3	5th North Dakota State
1978	Sandy Buda	8	3	0	NCC	4	1	1	2nd South Dakota
1979	Sandy Buda	8	3	0	NCC	3	3	0	5th North Dakota
1980	Sandy Buda	7	3	0	NCC	5	2	0	2nd Northern Colorado
1981	Sandy Buda	5	6	0	NCC	3	4	0	5th North Dakota State
1982	Sandy Buda	6	5	0	NCC	3	4	0	5th North Dakota State
1983	Sandy Buda	9	2	0	NCC	8	1	1	1st UNO/North Dakota State
1984	Sandy Buda	11	2	0	NCC	8	1	1	1st UNO/North Dakota State
1985	Sandy Buda	6	5	0	NCC	4	5	0	6th North Dakota State
1986	Sandy Buda	5	6	0	NCC	4	5	0	5th North Dakota State
1987	Sandy Buda	7	4	0	NCC	5	4	0	4th Minnesota State
1988	Sandy Buda	6	5	0	NCC	4	5	0	6th North Dakota State
1989	Sandy Buda	6	5	0	NCC	5	4	0	4th St. Cloud State
1990	Tom Mueller	2	9	0	NCC	1	8	0	10th North Dakota State
1991	Tom Mueller	6	4	0	NCC	4	4	0	7th North Dakota State
1992	Tom Mueller	2	9	0	NCC	0	9	0	10th North Dakota State
1993	Tom Mueller	2	9	0	NCC	1	8	0	10th North Dakota/Minnesota State
1994	Pat Behrms	1	10	0	NCC	1	8	0	10th North Dakota/North Dakota State
1995	Pat Behrms	3	8	0	NCC	2	7	0	9th North Dakota
1996	Pat Behrms	10	2		NCC	8	1		1st UNO
1997	Pat Behrms	8	3		NCC	6	3		4th Northern Colorado
1998	Pat Behrms	9	3		NCC	8	1		1st UNO/Northern Colorado
1999	Pat Behrms	7	4		NCC	5	4		5th Northern Colorado/North Dakota
2000	Pat Behrms	11	2		NCC	9	0		1st UNO
2001	Pat Behrms	8	3		NCC	6	2		2nd North Dakota
2002	Pat Behrms	6	5		NCC	5	3		3rd Northern Colorado/St. Cloud State
2003	Pat Behrms	8	3		NCC	5	2		2nd North Dakota
2004	Pat Behrms	8	3		NCC	5	1		1st UNO
2005	Pat Behrms	8	3		NCC	4	2		1st UNO/UND/USD/UMD
2006	Pat Behrms	8	3		NCC	7	1		1st UNO/North Dakota
2007	Pat Behrms	10	1		NCC	8	0		1st UNO
2008	Pat Behrms	7	4		MIAA	6	3		3rd Northwest Missouri State
2009	Pat Behrms	7	5		MIAA	6	3	T-2nd	Northwest Missouri State
2010	Pat Behrms	5	6		MIAA	5	4		5th Northwest Missouri State

94 Seasons - 857 Games • 440-387-30 (.531)

HEAD COACHING HISTORY

Head Coach	Seasons	Yrs.	W-L-T	Pct.
Howard S. Maxwell	1911	1	1-3-0	.250
Otis Morganthaler	1912	1	2-4-0	.333
Andrew Dow	1913-14	2	0-7-0	.000
Harry Delmatre	1915-16	2	2-11-1	.179
Frank Cavanaugh	1919	1	3-2-1	.583
Ernie Adams	1920-25	6	15-14-2	.516
L.M. Bradfield	1926-27	2	5-11-0	.313
Ernie Hubka	1928	1	4-3-1	.563
Warren Howard	1929-30	2	7-6-5	.523
C.I. Hartman	1931-42	12	39-41-11	.489
Lloyd Cardwell	1947-59	13	57-53-2	.518
Al Caniglia	1960-73	14	74-55-5	.571
Bill Danenhauer	1975-77	3	8-22-2	.281
Sandy Buda	1978-89	12	84-49-0	.632
Tom Mueller	1990-1993	4	12-31-0	.279
Pat Behrms	1994-2010	17	124-68-0	.646

COACHING HISTORY BY WINS

Head Coach	Seasons	Yrs.	W-L-T	Pct.
Pat Behrms	1994-2010	17	124-68-0	.646
Sandy Buda	1978-89	12	84-49-0	.632
Al Caniglia	1960-73	14	74-55-5	.571
Lloyd Cardwell	1947-59	13	57-53-2	.518
C.I. Hartman	1931-42	12	39-41-11	.489
Ernie Adams	1920-25	6	15-14-2	.516
Tom Mueller	1990-1993	4	12-31-0	.279
Bill Danenhauer	1975-77	3	8-22-2	.281
Warren Howard	1929-30	2	7-6-5	.523
L.M. Bradfield	1926-27	2	5-11-0	.313
Ernie Hubka	1928	1	4-3-1	.563
Frank Cavanaugh	1919	1	3-2-1	.583
Otis Morganthaler	1912	1	2-4-0	.333
Harry Delmatre	1915-16	2	2-11-1	.179
Howard S. Maxwell	1911	1	1-3-0	.250
Andrew Dow	1913-14	2	0-7-0	.000

COACHING HISTORY BY PERCENTAGE


Head Coach	Seasons	Yrs.	W-L-T	Pct.
Pat Behrms	1994-2010	17	124-68-0	.646
Sandy Buda	1978-89	12	84-49-0	.632
Al Caniglia	1960-73	14	74-55-5	.571
Lloyd Cardwell	1947-59	13	57-53-2	.518
Ernie Adams	1920-25	6	15-14-2	.516
C.I. Hartman	1931-42	12	39-41-11	.489
Bill Danenhauer	1975-77	3	8-22-2	.281
Tom Mueller	1990-1993	4	12-31-0	.279
Frank Cavanaugh	1919	1	3-2-1	.583
Ernie Hubka	1928	1	4-3-1	.563
Warren Howard	1929-30	2	7-6-5	.523
Otis Morganthaler	1912	1	2-4-0	.333
L.M. Bradfield	1926-27	2	5-11-0	.313
Howard S. Maxwell	1911	1	1-3-0	.250
Harry Delmatre	1915-16	2	2-11-1	.179
Andrew Dow	1913-14	2	0-7-0	.000



Adam Wright



Ed Thompson



Bob Gordon

1. Adam Wright (1997-00)	3,926
2. Zach Miller (2005-08)	3,122
3. Ed Thompson (1995-98)	2,894
4. Brian McNeill (2007-08)	2,844
5. LaRon Henderson (1987-90)	2,720
6. Bobby Bass (1977-79)	2,427
7. Justin Kammrad (2000-03)	2,353
8. Saul Ravenell (1970-74)	2,346
9. Jamar Day (2004-05)	2,296
10. Charlie McWhorter (1969-72)	2,161

1. Roger Sayers (1960-63)	8.6
2. Brian McNeill (2007-08)	6.3
Justin Kamrad (2000-03)	6.3
Nate Wurth (2004-07)	6.3
5. Jamar Day (2004-05)	6.1
6. Zach Miller (2005-08)	6.0

1. Adam Wright (1997-2000)	692
2. LaRon Henderson (1987-90)	611
3. Bill Englehardt (1952-56)	578
4. Saul Ravenell (1970-74)	573
5. Bobby Bass (1977-79)	538
6. Charlie McWhorter (1969-72)	533
7. Zach Miller (2005-08)	518
8. Ed Thompson (1996-99)	488
9. Brian McNeill (2007-08)	452
10. Phil Wise (1968-70)	447

1. Justin Kamrad (2003)	1,866
2. Jamar Day (2004)	1,541
3. Brian McNeill (2008)	1,445
4. Brian McNeill (2007)	1,399
5. Adam Wright (2000)	1,381
6. Saul Ravenell (1973)	1,315
7. Kyle Kasperbauer (2006)	1,288
8. Ed Thompson (1998)	1,191
9. Levi Terrell (2009)	1,182
10. Phil Wise (1969)	1,146

1. Saul Ravenell (1973)	296
2. Justin Kammrad (2003)	293
3. Jermaine Hill (1994)	257
Jamar Day (2004)	257
5. Adam Wright (2000)	255
6. Brian McNeill (2008)	243
Charlie McWhorter (1972)	243
8. Charlie McWhorter (1971)	237
9. Levi Terrell (2009)	235
10. Phil Wise (1970)	225

1.	Jamar Day (2004)	17
2.	Brian McNeil (2007)	16
3.	Saul Ravenell (1973)	15
4.	Kwanzi Watts (1999)	14
	Justin Kammrad (1999)	14
6.	Ed Thompson (1998)	13
7.	Charlie McWhorter (1972)	12
	Tim Rogers (1980)	12
9.	Phil Wise (1969)	11
	Brian McNeil (2008)	11

SINGLE GAME RUSHING YARDS	
1. Justin Kammrad (2003, Minnesota State)	308
2. Jamar Day (2004, Tiffin)	284
3. Brian McNeill (2008, Missouri Western)	272
4. Jamar Day (2004, St. Cloud State)	252
5. Zach Miller (2008, at Washburn) Justin Kammrad (2000, Augustana)	239
7. Brian McNeill (2007, North Dakota)	237
8. LaRon Henderson (1990, South Dakota State)	233
9. Jamar Day (2004, Augustana)	226
Levi Terrell (2010, at Truman)	226

1. Saul Ravenell (1973, Western Carolina).....	44
Levi Terrell (2009, at Missouri Southern).....	44
3. Jamar Day (2004, North Dakota).....	41
4. Jamar Day (2004, St. Cloud State).....	39
5. James E. Johnson (2002, Northern Colorado)	38
6. Adam Wright (2000, Northern Colorado).....	37
Justin Kammrad (2003, Minnesota State).....	37
Levi Terrell (2009, Washburn).....	37
9. Justin Kammrad (2003, North Dakota).....	36
Phil Wise (1969, Fort Hays State).....	36

YEAR-BY-YEAR RUSHING YARDAGE LEADERS

[illegible]

UNO PASSING RECORDS

CAREER PASSING YARDS

1. Brian Masek (2002-05)	7,155
2. Randy Naran (1980-84)	5,814
3. Marlin Briscoe (1963-67)	5,114
4. Rocco Gonnella (1967-70)	4,727
5. Mike Mancuso (1976-79)	4,635
6. Paul Cech (1988-91)	4,263
7. Zach Miller (2005-08)	4,096
8. John Smolsky (1973-76)	3,903
9. Ed Thompson (1995-98)	3,624
10. Bill Englehardt (1952-56)	3,587

CAREER TOUCHDOWN PASSES

1. Brian Masek (2002-04)	70
2. Marlin Briscoe (1963-67)	53
3. Randy Naran (1980-84)	40
4. Bill Englehardt (1952-56)	36
Carl Meyers (1961-63)	36
Rocco Gonnella (1967-70)	36
Ed Thompson (1996-99)	36
8. John Smolsky (1973-76)	31
9. Mike Mancuso (1976-79)	28
10. Zach Miller (2005-08)	26
Paul Cech (1988-91)	26

CAREER PASS COMPLETIONS

1. Brian Masek (2002-04)	500
2. Randy Naran (1980-84)	451
3. Rocco Gonnella (1967-70)	360
4. Marlin Briscoe (1963-67)	348
5. Mike Mancuso (1976-79)	338
6. Paul Cech (1988-91)	328
7. Zach Miller (2005-08)	305
8. John Smolsky (1973-76)	255
9. Troy Kloewer (1994-95)	243
10. Ed Thompson (1996-99)	223

CAREER PASS ATTEMPTS

1. Brian Masek (2002-05)	879
2. Randy Naran (1980-84)	800
3. Rocco Gonnella (1967-70)	794
4. Paul Cech (1988-91)	725
5. Mike Mancuso (1976-79)	683
6. Marlin Briscoe (1963-67)	639
7. John Smolsky (1973-76)	583
8. Troy Kloewer (1994-95)	533
9. Zach Miller (2005-08)	501
9. Josh Luedtke (1991-94)	480
10. Ed Thompson (1996-99)	476

CAREER COMPLETION PERCENTAGE

1. John Teigland (2009-10)	62.2
2. Greg Wunderlich (2005-09)	61.8
3. Zach Miller (2005-08)	60.9
4. Brian Masek (2002-05)	56.9
5. Randy Naran (1980-84)	56.4
6. Marlin Briscoe (1963-67)	54.5

SINGLE-SEASON PASSING YARDS

1. Greg Wunderlich (2009)	2,744
---------------------------------	-------

2. John Smolsky (1976)	2,682
3. Brian Masek (2003)	2,336
4. Marlin Briscoe (1967)	2,283
5. Randy Naran (1983)	2,235
6. Randy Naran (1984)	2,114
7. Rocco Gonnella (1969)	1,933
8. Troy Kloewer (1995)	1,920
9. Mike Mancuso (1979)	1,902
10. Brian Masek (2005)	1,891

SINGLE-SEASON TOUCHDOWN PASSES

1. Marlin Briscoe (1967)	25
2. Brian Masek (2003)	24
3. John Smolsky (1976)	22
Randy Naran (1984)	22
4. Brian Masek (2005)	21
Greg Wunderlich (2009)	21
6. Brian Masek (2004)	17
7. John Teigland (2010)	16
8. Rocco Gonnella (1967)	15
9. Randy Naran (1983)	13
Troy Kloewer (1995)	13
Ed Thompson (1996)	13
Ed Thompson (1997)	13

SINGLE-SEASON PASS COMPLETIONS

1. Greg Wunderlich (2009)	203
2. Randy Naran (1983)	177
3. John Smolsky (1976)	172
4. Brian Masek (2004)	160
5. Brian Masek (2003)	157
6. Randy Naran (1984)	154
7. Troy Kloewer (1995)	151
8. Rocco Gonnella (1969)	147
9. Marlin Briscoe (1967)	140
10. Brian Masek (2005)	138

SINGLE-SEASON PASS ATTEMPTS

1. John Smolsky (1976)	336
2. Greg Wunderlich (2009)	321
3. Rocco Gonnella (1969)	317
4. Troy Kloewer (1995)	309
5. Randy Naran (1983)	294
6. Mike Mancuso (1979)	269
7. Brian Masek (2004)	268
8. Randy Naran (1984)	266
9. Marlin Briscoe (1967)	252
10. Brian Masek (2005)	244

SINGLE-GAME PASSING YARDS

1. John Smolsky (1976, UNLV)	414
2. Rocco Gonnella (1969, Idaho State)	381
3. Greg Wunderlich (2009, Missouri Southern)	369
4. Marlin Briscoe (1967, North Dakota State)	356
5. Randy Naran (1983, Nebraska-Kearney)	339
Greg Wunderlich (2009, Northwest Missouri State)	332
7. Brian Masek (2003, Western Washington)	321
8. John Teigland (2010, at Truman)	314
9. Carl Meyers (1963, Drake)	311
10. John Teigland (2010, Emporia State)	309

SINGLE-GAME TOUCHDOWN PASSES

1. John Teigland (2010, at Truman)	5
2. Josh Luedtke (1994, Northern Colorado)	4
Joe Arenas (1949, Wayne State)	4
Marlin Briscoe (1965, Eastern New Mexico)	4
John Smolsky (1976, Morningside)	4
Mike Mancuso (1979, Northern Iowa)	4
Randy Naran (1984, North Dakota)	4
Greg Wunderlich (2009, Missouri Southern State)	4

SINGLE-GAME PASS COMPLETIONS

1. Greg Wunderlich (2009, West Texas A&M)	26
2. Rocco Gonnella (1969, Drake)	25
John Smolsky (1976, UNLV)	25
Randy Naran (1983, Augustana)	25
5. Randy Naran (1983, Nebraska-Kearney)	24
Greg Wunderlich (2009, Nebraska-Kearney)	24
7. Rocco Gonnella (1969, Idaho State)	23
8. Rocco Gonnella (1969, Emporia State)	22
9. Randy Naran (1984, North Dakota)	21
Brian Masek (2003, Western Washington)	21
Greg Wunderlich (2009, Missouri Southern)	21
Greg Wunderlich (2009, Washburn)	21

SINGLE-GAME PASS ATTEMPTS

1. Rocco Gonnella (1969, Idaho State)	60
2. Rocco Gonnella (1969, Drake)	51
Randy Naran (1983, Nebraska-Kearney)	51
4. Rocco Gonnella (1969, Emporia State)	44
Greg Wunderlich (2009, West Texas A&M)	44
6. John Smolsky (1976, Nevada-Las Vegas)	43
Randy Naran (1983, Augustana)	43
8. Rocco Gonnella (1968, Morningside)	41
Rocco Gonnella (1968, Northern Arizona)	41
Mike Mancuso (1979, South Dakota)	41

SINGLE-GAME COMPLETION PERCENTAGE

(minimum 13 attempts)

1. Zach Miller (2008, Central Missouri)	17-19, .895
2. Zach Miller (2007, Western Wash.)	16-18, .889
3. Brian Masek (2004, Minnesota Duluth)	12-14, .857
4. Randy Naran (1984, North Dakota)	21-24, .850
5. Brian Masek (2003, MSU-Moorhead)	11-13, .846
6. Trey Guidry (2002, So. Dakota State)	15-18, .833
7. Marlin Briscoe (1965, Idaho State)	17-21, .805
8. Ed Thompson (1999, South Dakota)	12-15, .800
Greg Wunderlich (2009, East Central (Okla.)	12-15, .800
John Teigland (2010, Emporia State)	17-21, .800

CONSECUTIVE PASSES COMPLETED

1. Randy Naran (1984, North Dakota)	17
2. Trey Guidry (2002, South Dakota State)	11
3. Marlin Briscoe (1967, Washburn)	9
Zach Miller (2007, Western Washington)	9
5. Zach Miller (2008, Central Missouri)	8
Brian Masek (2003, Western Washington)	8
Greg Wunderlich (2009, Missouri Southern)	8
Greg Wunderlich (2009, Missouri Western)	8

YEAR-BY-YEAR PASSING YARDAGE LEADERS

Year	Player	Com-Att-Int	Yds.	TD	Year	Player	Com-Att-Int	Yds.	TD	Year	Player	Com-Att-Int	Yds.	TD	Year	Player	Com-Att-Int	Yds.	TD
2010	John Teigland	129-198-8	1,870	16	1998	Ed Thompson	61-150-4	1,027	10	1986	Todd Sadler	52-99-7	560	1	1974	John Bowenkamp	61-135-10	744	1
2009	Greg Wunderlich	177-277-9	2,492	21	1997	Ed Thompson	86-155-6	1,164	13	1985	Rick Majerus	62-150-9	840	6	1973	Bob Bangston	25-92-6	396	2
2008	Zach Miller	115-179-8	1,508	11	1996	Ed Thompson	76-171-5	1,433	13	1984	Randy Naran	154-266-9	2,114	22	1972	Jim Laughery	42-99-12	547	2
2007	Zach Miller	115-190-8	1,553	10	1995	Troy Kloewer	151-309-13	1,920	13	1983	Randy Naran	177-294-17	2,235	13	1971	Angelo Intile	65-165-13	923	3
2006	Zach Miller	54-97-5	713	4	1994	Troy Kloewer	92-224-12	933	2	1982	Randy Naran	114-221-8	1,374	5	1970	Rocco Gonnella	111-233-19	1,521	15
2005	Brian Masek	138-244-9	1,891	21	1993	Josh Luedtke	99-213-14	1,236	3	1981	Mark McManigal	36-98-7	440	1	1969	Rocco Gonnella	147-317-10	1,933	10
2004	Brian Masek	120-210-8	1,695	17	1992	Josh Luedtke	46-103-6	659	3	1980	Mark McManigal	76-157-7	940	6	1968	Rocco Gonnella	99-234-17	1,302	10
2003	Brian Masek	160-268-8	2,336	24	1991	Paul Cech	97-188-9	1,218	8	1979	Mike Mancuso	133-269-16	1,902	12	1967	Marlin Briscoe	140-252-13	2,283	25
2002	Brian Masek	157-82-7	1,233	8	1990	Paul Cech	79-217-17	994	7	1978	Mike Mancuso	120-235-9	1,650	10	1966	Bill Haas	76-163-19	711	1
2001	Seth Turman	49-107-6	772	7	1989	Paul Cech	119-243-6	1,551	10	1977	John Bowenkamp	119-222-15	1,200	2	1967	Ron Sayers	10-90	464	4
2000	Trey Guidry	26-64-5	343	1	1988	Todd Sadler	74-128-11	958	6	1976	John Smolsky	172-336-13	2,682	22	1966	Rick Davis	10-77	276	0
1999	Kwanzi Watts	73-154-6	1,324	7	1987	Rick Majerus	95-183-7	1,159	5	1975	John Smolsky	72-207-11	1,093	9					

UNO RECEIVING RECORDS

CAREER RECEIVING YARDS

1. Dan Fulton (1975-77)	2,739
2. Ryan Krause (2000-03)	2,566
3. Chris Denney (2002-05)	2,445
4. Tom McKernan (1967-69)	2,320
5. Bob Gordon (1986-89)	2,182
6. James Quaites (1982-85)	2,109
7. Mike Higgins (2007-10)	1,851
8. Kurt R. Anderson (1977-80)	1,810
9. MarTay Jenkins (1996-98)	1,439
10. Troy Kush (2005-08)	1,378

CAREER PASS RECEPTIONS

1. Dan Fulton (1975-77)	152
2. Ryan Krause (2000-03)	151
3. Bob Gordon (1986-89)	141
4. Tom McKernan (1967-69)	133
5. Kurt R. Anderson (1977-80)	129
6. James Quaites (1982-85)	123
Chris Denney (2002-05)	123

CAREER TOUCHDOWN RECEPTIONS

1. James Quaites (1982-85)	27
2. Dan Fulton (1975-77)	26
3. Ryan Krause (2000-03)	22
Chris Denney (2002-05)	22
5. Mike Higgins (2007-10)	19
6. Tom McKernan (1967-69)	18
7. Paul Blazeovich (1961-62)	15

SINGLE-SEASON RECEIVING YARDS

1. Dan Fulton (1976)	1,581
2. Ryan Krause (2003)	1,066
3. Bob Gordon (1989)	1,062
4. James Quaites (1983)	910
5. Ryan Krause (2002)	893
6. Tom McKernan (1969)	850
Bill Haas (1967)	850
8. MarTay Jenkins (1996)	848
Mike Higgins (2009)	848
9. Terry Allen (1984)	828

SINGLE-SEASON RECEPTIONS

1. Bob Gordon (1989)	72
2. Dan Fulton (1976)	67
Ryan Krause (2003)	67

4. Tom McKernan (1969)	60
5. Bill Haas (1967)	55
6. Kurt R. Anderson (1979)	54
Terry Allen (1984)	54
Ryan Krause (2002)	54
9. Jake Young (1995)	51
10. Mike Higgins (2009)	50

SINGLE-SEASON TD RECEPTIONS

1. Danny Fulton (1976)	16
2. Tom McKernan (1967)	12
3. Ryan Krause (2003)	11
4. Bill Haas (1967)	9
James Quaites (1983)	9
Mike Higgins (2009)	9
7. James Quaites (1985)	8
MarTay Jenkins (1996)	8
Chris Denney (2005)	8
10. Mike Higgins (2010)	7

SINGLE-GAME RECEIVING YARDS

1. Dan Fulton (1976, South Dakota)	317
2. Chris Denney (2005, Nebraska-Kearney)	260
3. Tom McKernan (1967, North Dakota State)	201
4. Ryan Krause (2003, Minnesota State-Moorhead)	180
5. Joe Noonan (1978, Morningside)	177
6. Ryan Krause (2003, North Dakota)	173
7. Ryan Krause (2002, South Dakota State)	171
8. James Quaites (1984, Nebraska-Kearney)	169
9. Chris Denney (2005, St. Cloud State)	167
10. MarTay Jenkins (1996, North Dakota)	166
Chris Denney (2004, Minnesota State)	166

SINGLE-GAME RECEPTIONS

1. Dan Fulton (1977, Northern Arizona)	13
2. Jake Young (1995, St. Cloud State)	12
Tom McKernan (1969, Drake)	12
Bob Gordon (1989, Minnesota State)	12
5. Bob Gordon (1989, St. Cloud State)	11
6. Ryan Krause (2002, South Dakota State)	10
Ryan Krause (2003, North Dakota)	10
Dan Fulton (1976, South Dakota)	10
Terry Allen (1984, North Dakota State)	10
James Quaites (1983, Nebraska-Kearney)	10
Chris Denney (2005, Nebraska-Kearney)	10

ANNUAL RECEIVING YARDAGE LEADERS

Year	Player	G	Rec.	Yds.	TD
2010	Mike Higgins	11	39	600	7
2009	Mike Higgins	12	50	848	9
2008	Troy Kush	11	38	393	2
2007	Troy Kush	11	37	541	4
2006	Troy Kush	11	28	438	5
2005	Chris Denney	9	38	783	8
2004	Chris Denney	5	22	404	3
2003	Ryan Krause	11	67	1,066	11
2002	Ryan Krause	11	54	893	8
2001	Ryan Krause	9	22	468	3
2000	Tim Sullivan	10	7	165	1
1999	Nick Shaw	9	27	604	4
1998	MarTay Jenkins	11	29	540	3
1997	Tony Kreis	11	23	335	2
1996	MarTay Jenkins	11	36	848	8
1995	Jake Young	11	51	762	4
1994	John Medley	10	39	603	4
1993	John Medley	11	38	486	2
1992	Todd Hurt	11	25	405	3
1991	Jeff Jennings	10	19	227	4
1990	Victor Barnes	11	28	367	3
1989	Bob Gordon	11	72	1,062	5
1988	Bob Gordon	11	37	551	4
1987	Brad Beckman	11	28	359	3
1986	Bob Gordon	11	25	393	1
1985	James Quaites	11	37	560	8
1984	Terry Allen	11	54	828	4
1983	James Quaites	11	47	910	9
1982	Greg Havelka	11	18	314	2
1981	Greg Havelka	11	13	222	1
1980	Kurt R. Anderson	10	34	419	0
1979	Kurt R. Anderson	11	54	817	5
1978	Kurt R. Anderson	11	39	557	3
1977	Danny Fulton	9	48	604	4
1976	Danny Fulton	11	67	1,581	16
1975	Danny Fulton	11	37	554	6
1974	Frank Golwitzer	10	18	258	0
1973	Jim Jostes	10	8	150	0
1972	Charlie McWhorter	10	21	312	3
1971	Jim Jostes	10	20	270	0
1970	Mark Poole	10	33	543	6
1969	Tom McKernan	9	60	850	2
1968	Tom McKernan	9	37	611	4
1967	Bill Haas	10	55	850	9
1966	Rick Davis	10	21	212	0

UNO DEFENSIVE RECORDS

CAREER TACKLES

1. Keith Coleman (1983-86)	391
2. Taiwo Onatolu (2002-05)	371
3. Kory Andreasen (1993-95)	351
4. Tim Carlson (1980-83)	344
5. Kenny Onatolu (2003-06)	324
6. Kirk Coleman (1987-90)	323
7. Tom Sutko (1978-80)	320
8. Todd Culp (1986-89)	297
9. Ben Titus (1995-98)	268
10. Darin Lintner (1983-86)	251

CAREER TACKLES FOR LOSS

1. Chris Cooper (1997-00)	53
2. Taiwo Onatolu (2002-05)	46.5
3. Nate Sullivan (1996-99)	35
4. Rich Lutter (1987-90)	32
Jason Bartling (1995-99)	32
6. Scott Johnson (1984-87)	31

7. Abrian Stovall (2000-01)	30
Anton Ceaser (2000-01)	30
Bryon Holston (1991-93, 96)	30
10. Kenny Onatolu (2003-06)	29.5

CAREER SACKS

1. Chris Cooper (1997-00)	31
2. Scott Johnson (1984-87)	22.5
3. Abrian Stovall (2000-01)	21
4. Keith Coleman (1983-86)	16.5
5. Travis Moten (2001-02, 04)	15.5
Buck Rasmussen (1998-02)	15
7. Taiwo Onatolu (2002-05)	12.5
8. Nate Sullivan (1996-99)	12
9. John Walker (1979-82)	11.5
Randy Stella (2002-04)	11.5
Kenny Onatolu (2003-06)	11.5

CAREER INTERCEPTIONS

1. Randy Kush (2004-07)	17
2. Gary Paporello (1966-69)	15
3. Willie Bob Johnson (1970-73)	14
Rodney Bradley (1991-92)	14
5. Chad Geiger (1997-00)	11
Rod Kush (1975-78)	11
Paul Bryant (1977-80)	11
Eric Robinson (1985-88)	11
Wayne Backes (1961-64)	11
10. Reed Taylor (2005-08)	10
Pat Davis (1995-96)	10
Ben Titus (1995-98)	10
Tom Zimmerman (1971-74)	10

OFFENSIVE/MISCELLANEOUS RECORDS

CAREER SCORING (Points)

1. Zach Miller (2005-08)	306
2. Troy Severson (1999-02)	261
3. Greg Zuerlein (2007-10)	240
4. Bill Englehardt (1952-56)	237
5. Paul Kosel (1995-98)	229
6. Ed Thompson (1995-98)	225
7. Andy Severson (2003-05)	191
8. Brian McNeill (2007-08)	182
9. Roger Sayers (1960-63)	180
10. Phil Wise (1967-70)	174

CAREER TOTAL OFFENSE (Yards)


1. Brian Masek (2002-05)	8,531
2. Zach Miller (2005-08)	7,218
3. Ed Thompson (1995-98)	6,518
4. Marlin Briscoe (1963-67)	6,505
5. Randy Naran (1980-84)	5,831
6. Bill Englehardt (1952-56)	5,720
7. Rocco Gonnella (1967-70)	4,920
8. Paul Cech (1988-91)	4,389
9. Mike Mancuso (1976-79)	4,208
10. Adam Wright (1997-2000)	3,952

SINGLE-SEASON TOTAL OFFENSE (Yards)

1. Greg Wunderlich (2009)	2,676
2. Brian Masek (2003)	2,645
3. Marlin Briscoe (1967)	2,639
4. Zach Miller (2008)	2,569
5. John Smolsky (1976)	2,477
6. Kwanzi Watts (1999)	2,443
7. Zach Miller (2007)	2,375
8. Ed Thompson (1997)	2,239

SINGLE-GAME TOTAL OFFENSE

1. Ed Thompson (1996 vs. Augustana)	436
2. Brian Masek (2003 vs. Western Washington)	410
3. Marlin Briscoe (1967 vs. North Dakota State)	401
4. Rocco Gonnella (1969 vs. Idaho State)	385
5. John Smolsky (1976 vs. UNLV)	371



Bill Dodd led the Mavericks in scoring in 1966.

YEAR-BY-YEAR SCORING LEADERS

Year	Player	PAT	FG	TD	Pts.
2010	James Franklin III	0-0	0-0	10	60
	Jacob Ramsay	45-49	5-8	0	60
2009	Greg Zuerlein	40-44	17-23	0	91
2008	Zach Miller	0	0	18	108
2007	Brian McNeill	0 (1-3)	0	17	104
2006	Zach Miller	0	0	19	114
2005	Andy Severson	48-52	4-9	0	60
2004	Jamar Day	0 (1-2)	0	17	104
2003	Justin Kammrad	0 (1-1)	0-0	14	86
2002	Troy Severson	27-31	10-21	0	57
2001	Troy Severson	32-34	8-13	0	56
2000	Troy Severson	30-32	14-21	0	72
1999	Kwanzi Watts	0 (1-2)	0-0	14	84
1998	Ed Thompson	1-4	0-0	13	80
1997	Paul Kosel	30-32	10-17	0	60
1996	Ed Thompson	1-2	0-0	10	61
1995	Paul Kosel	17-23	10-18	0	47
1994	Brian Ruch	8-9	9-16	0	35
1993	Maurad Cave	0-0	0-0	7	42
1992	McClanahan/L. White	0-0	0-0	4	24
1991	Eric Hill	0-0	0-0	5	30
1990	Victor Barnes	0-0	0-0	7	42
1989	John Bonacci	13-15	11-17	0	46

1988	John Bonacci	17-18	14-18	0	59
1987	LaRon Henderson	0-0	0-0	9	54
1986	Greg Morris	8-8	9-13	0	35
1985	Greg Morris	21-22	10-18	0	51
1984	James Quaites	0-0	0-0	0	54
1983	Mark Pettit	24-26	12-20	0	60
	James Quaites	0 (3-3)	0-0	9	60
1982	Mark Pettit	22-23	10-16	0	52
1981	Mark McManigal	0 (1-1)	0-0	5	32
1980	Tim Rogers	0-0	0-0	13	78
1979	Tim Rogers	0	0-0	12	72
1978	Bobby Bass	0-0	0-0	8	78
1977	Bobby Bass	0 (1-1)	0-0	5	32
1976	Danny Fulton	0-0	0-0	16	96
1975	Danny Fulton	0-0	0-0	6	36
1974	Saul Ravenell	0-0	0-0	6	36
1973	Saul Ravenell	0 (1-1)	0-0	15	92
1972	Charlie McWhorter	0-0	0-0	15	90
1971	Charlie McWhorter	0-0	0-0	8	48
1970	Phil Wise	0-0	0-0	13	78
1969	Phil Wise	0-0	0-0	15	90
1968	Ron Sayers	0-0	0-0	6	48
1967	Bill Haas	19-28	0-0	9	73
1966	Bill Dodd	0-0	0-0	4	24

TOUCHDOWNS SCORED

Game	5	Charles McWhorter (NWMSU, 1972)
.....	5	Jamar Day (Tiffin, 2004)
Season	19	Zach Miller (2006)
Career	51	Zach Miller (2005-08)

POINTS SCORED

Game	30	Charles McWhorter (NWMSU, 1972)
.....	30	Jamar Day (Tiffin, 2004)
Season	114	Zach Miller (2006)
Career	306	Zach Miller (2005-08)

KICK SCORING

Season	79	Troy Severson (1999)
Career	261	Troy Severson (1999-2002)

PAT Kicks

Game	9 (9-9)	Paul Kosel (SCSU, 1998)
Season	48	Greg Zuerlein (2007)
Career	132	Greg Zuerlein (2007-10)

CONVERSION AVERAGE

Game	9-9 (100%)	Paul Kosel (SCSU, 1998)
Season	27-27 (100%)	John Bonacci (1987)
.....	21-21 (100%)	Antonio Marino (1990)
.....	8-8 (100%)	Greg Morris (1986)

CONSECUTIVE CONVERSIONS

46	Greg Zuerlein (2007)
----------	----------------------

FIELD GOAL KICKING

Game	4	Troy Severson (SCSU, 2000)
.....	4	Greg Zuerlein (West Texas A&M, 2009)
Season	17	Greg Zuerlein (2009)
Career	45	Troy Severson (1999-2002)
.....	38 (38-69)	Paul Kosel (1995-98)
Longest	57 yds	Greg Morris (NDSU, 1986)

PUNTING AVERAGE

Season	41.4 (18 punts)	Kevin Ruch (2001)
Career	40.2	Kevin Ruch (1999-2002)
Game	53.3 (3 punts)	Jason Schlautman (2010)

PASS INTERCEPTIONS

Game	4	Gary Paporello, Hiram Scott (1967)
Season	10	Rodney Bradley (1991)
Career	17	Randy Kush (2004-07)

PASSES BROKEN UP

Game	5	Steve Belton (Augustana, 1986)
Season	19	Steve Belton (1986)
.....	19	Pat Davis (1996)
.....	19	Terrence Davis (1998)

INTERCEPTIONS FOR TOUCHDOWNS

Season	3	Taiwo Onatolu (2004)
--------------	---	----------------------

ASSISTED TACKLES

Game	19	Tom Sutko (Northern Colo., 1980)
Season	95	Scott Mitchell (1972)

SOLO TACKLES

Game	16	Mel Washington (WSC, 1970)
.....	16	Mickey Woodside (Indiana State, 1975)
Season	86	Mel Washington (1970)

FUMBLE RECOVERIES

Game	2	by several
Season	5	Mel Washington (1969)
.....	5	Tom Sutko (1978)

LONGEST PLAYS

Run	95	Phil Wise (FHSU, 1969)
Pass	99	Carl Meyers to Roger Sayers (Drake, 1963)
Punt	84	Kevin Ruch (NWMSU, 2002)
.....	76	Mark Schlecht (Northern Colo., 1979)
Field Goal	57	Greg Morris (NDSU, 1986)
Punt Return	80	Jeremy Anderson (MSU-Moorhead, 2003)
.....	79	Victor Barnes (UNK, 1990)
Kickoff Return	100	Russell Green (Northern Iowa, 1980)
Int. Return	94	Gerald Allen (Washburn, 1962)

Kickoff Return & Punt Return for TDs in the Same Game:

Victor Barnes; 9/08/90; Neb.-Kearney; Opening kickoff returned 94 yards and a 79-yard punt return, both in the first quarter

THE LAST TIME IT HAPPENED...

INDIVIDUAL PERFORMANCES

Last 100 Yard Rushing Game

Levi Terrell, 226, at Truman, 11/13/10

Last Double 100-yard Rushing Game

Bryce Hawthorne 137; Duane Bowen 113 vs. MWSU, 11/7/09

Last Triple 100-yard Rushing Game

Melvin McPhaul, 151; Ed Thompson, 131, Adam Wright, 112 vs. Minnesota State, 11/1/97

Last 200-yard Rushing Game

Levi Terrell, 226, at Truman, 11/13/10

Last 100-yard Receiving Game

Austin Wells, 124, at Truman, 11/13/10

Last Kickoff Return for a TD

Camren Torneden, 94, at Pittsburg State, 10/30/10

Last Punt Return for a TD

Trey Wilberger, 27, vs. Emporia State, 10/2/10

Last 50-Yard Field Goal

Greg Zuerlein, 52, vs. West Texas A&M, 12/5/09

Last Three-TD Game Rushing

Levi Terrell, 3 at Truman, 11/13/10

Last Four-TD Game Rushing

Brian McNeill, 4 at Washburn, 11/8/08

Last Five-TD Game Rushing

Jamar Day, 5 vs. Tiffin, 10/2/04

Last Three-TD Game Receiving

Austin Wells, 3, at Truman, 11/13/10

Last three-FG Game

Greg Zuerlein, 4, vs. West Texas A&M, 12/5/09

Last Fumble Return for a TD

Micah Fisher, 55, vs. Missouri Southern, 9/25/10

Last Pass Interception for a TD

Bryan Shepherd, 89, vs. Missouri Southern, 9/25/10

Last 60-Yard Punt

Jason Schlautman, 60, at Central Missouri, 10/23/10

Last 60-Point Game (combined)

Nov. 13, 2010, UNO 62, Truman 61

Last 70-Point Game (combined)

Nov. 13, 2010, UNO 62, Truman 61

Last 600-Yard Total Offense Game

613 at Truman, 11/13/10

Last 500-Yard Total Offense Game

613 at Truman, 11/13/10

Last 500-Yard Rushing Game

504 vs. Tiffin, 10/2/04

Last 400-Yard Rushing Game

429 at Washburn, 11/8/08

Last 300-Yard Passing Game

314 at Truman, 11/13/10

Last Time in National Rankings

No. 22, end of 2008 season

Best Ranking at End of Season

No. 2, 1984

Best Ranking During the Season

No. 1, 3 weeks in 1980 season

No. 1, 2007 season (CollegeSportsReport.com)

TEAM RECORDS

Consecutive Wins	16	1953-55
Wins in a Season	11	1984, 2000
Wins in a Regular Season	10	1984, 1996, 2000, 2007
Consecutive Losses	12	1957-59
Losses in a Season	10	1994
Overall Shutouts	114	last in 2009
Shutouts in a Season	5	1934, 1935
Overall Opponent Shutouts	111	last in 2008
Times Shut Out	8	1916
Points in a Season	429	1998
Opponent Points in a Season	421	1976
Fewest Points in a Season	6	1916 (8 games)
Fewest Points Allowed in a Season	16	1934
Rushing Yards in a Game	509	South Dakota, 1999
Rushing Yards in a Season	3,768	1998
Passing Yards in a Game	469	Northern Arizona, 1977
Passing Yards in a Season	3,100	2009
Total Yards in a Game	645	Minn. State, 1999
Total Yards in a Season	5,218	2009
First Downs in a Game	37	Wayne State (Mich.), 1954
First Downs in a Season	283	2009
Interceptions in a Game	6	3 times
Interceptions in a Season	24	1983
Plays in a Game	97	Northern Colorado, 1983

HIGHEST SCORING GAMES FOR UNO

1. Nebraska Central (1920)	W, 73-0	73 pts
2. Okla. Panhandle (10/01/2005)	W, 71-0	71 pts
3. Midland Lutheran (1921)	W, 66-3	66 pts
4. St. Cloud State (11/14/1998)	W, 63-30	63 pts
5. Minnesota State (9/18/1999)	W, 62-31	62 pts
MSU-Moorhead (9/13/2003)	W, 62-21	62 pts
Nebraska-Kearney (8/28/2004)	W, 62-21	62 pts
Truman (11/13/2010)	W, 62-61	62 pts

HIGHEST SCORING GAME FOR UNO ON THE ROAD

1. at Truman (2010)	W, 62-61	62 pts
---------------------	----------	--------

HIGHEST SCORING GAME FOR UNO IN A LOSS

1. at UNLV (10/16/1976)	L, 42-63	42 pts
-------------------------	----------	--------

HIGHEST SCORING GAMES FOR OPPONENTS

1. Creighton (1913)	L, 0-128	128 pts
2. Chadron State (1927)	L, 0-117	117 pts
3. N. Michigan (11/06/1976)	L, 7-82	82 pts
4. at Jackson State (1974)	L, 0-75	75 pts
5. at Eastern New Mexico (1958)	L, 6-74	74 pts

HIGHEST SCORING GAME FOR OPPONENTS IN A UNO WIN

1. at Truman (11/13/2010)	W, 62-61	61 pts
---------------------------	----------	--------

HIGHEST COMBINED SCORING GAMES

1. Creighton (1913)	L, 0-128	128 pts
2. at Truman (2010)	W, 62-61	123 pts
3. Chadron State (1927)	L, 0-117	117 pts
4. at UNLV (10/16/1976)	L, 42-63	105 pts
5. St. Cloud State (11/14/1998)	W, 63-30	93 pts
Minnesota State (9/18/1999)	W, 62-31	93 pts

LOWEST COMBINED SCORING GAMES

1. 13 times (last in 1941)	T, 0-0	0 pts
14. Nebraska-Kearney (9/13/1986)	W, 3-0	3 pts
Morningside (9/19/1981)	L, 0-3	3 pts
at Northwest Missouri St. (9/12/1981)	W, 3-0	3 pts
at North Dakota State (1974)	L, 0-3	3 pts
at Pittsburg State (11/11/1972)	W, 3-0	3 pts

UNO'S LAST FIVE SHUTOUTS

1. Truman (9/12/2009)	W, 38-0
2. East Central (Okla.) (8/27/2009)	W, 48-0
3. Okla. Panhandle (10/01/2005)	W, 71-0
4. at South Dakota (9/27/2003)	W, 34-0
5. St. Cloud State (10/27/2001)	W, 45-0

UNO'S LAST FIVE TIMES SHUT OUT

1. Northwest Missouri State (9/27/2008)	L, 0-42
2. at Northwest Missouri State (9/09/2006)	L, 0-31
3. at St. Cloud State (10/01/1994)	L, 0-33
4. at North Dakota (11/07/1992)	L, 0-52
5. at South Dakota State (10/03/1992)	L, 0-21

UNO'S LARGEST VICTORIES

1. Nebraska Central (1920)	W, 73-0	73 pts
2. Okla. Panhandle (10/01/2005)	W, 71-0	71 pts
3. Midland Lutheran (1921)	W, 66-3	63 pts
4. Doane (1954)	W, 57-2	55 pts
5. at Central Methodist (1952)	W, 60-6	54 pts

UNO'S LARGEST DEFEATS

1. Creighton (1913)	L, 0-128	128 pts
2. Chadron State (1927)	L, 0-117	117 pts
3. N. Michigan (11/06/1976)	L, 7-82	82 pts
4. at Jackson State (1974)	L, 0-75	75 pts
5. Doane (1926)	L, 0-73	73 pts

UNO IN OVERTIME GAMES

10/17/1998 -- at South Dakota State	L, 27-30	(2 OT)
10/20/2001 -- at North Dakota	W, 27-24	(OT)
10/05/2005 -- Northern Colorado	L, 23-30	(2 OT)
10/31/2009 -- Pittsburg State	W, 31-28	(OT)

GAMES DECIDED ON THE FINAL PLAY

11/10/1990 -- South Dakota State	L, 31-34
Darren Baartman 9-yard pass from Shane Bouman (no PAT)	
11/23/1996 -- Northwest Missouri State	L, 22-21
Jesse Haynes 17-yards pass from Greg Teale (run failed)	

DIVISION II STATISTICAL CHAMPIONS

Total Offense

1954 Bill Englehardt -- 1,645 yards

Rushing

2003 Justin Kammrad -- 1,866 yards

Receiving Yards

1976 Danny Fulton -- 1,581 yards

Team Rushing

1999 335.2 yards per game

2006 282.3 yards per game

YEAR-BY-YEAR RESULTS

KEY

* Denotes conference game

Denotes postseason game

1911

1-3-0 • Head Coach: Howard S. Maxwell

Opponent	W/L	Score
Nebraska Deaf	W	25-0
Creighton	L	0-57
Peru State	L	5-13
Hastings	L	0-59

1912

2-4-0 • Head Coach: Otis Morgenthaler

Opponent	W/L	Score
Western Iowa Vocational	L	7-26
Cotner	W	7-6
Creighton	L	14-34
Peru State	W	6-0
Nebraska Wesleyan	L	6-36
Tarkio	L	0-6

1913

0-4-0 • Head Coach: Andrew Dow

Opponent	W/L	Score
Doane	L	6-13
Cotner	L	7-13
Creighton	L	0-128
Nebraska Wesleyan	L	0-53

1914

0-3-0 • Head Coach: Andrew Dow

Opponent	W/L	Score
York	L	13-21
Wayne State (Neb.)	L	0-26
Cotner	L	0-14

1915

1-5-1 • Head Coach: Harry Delamatre

Opponent	W/L	Score
Grand Island	L	0-73
Cotner	L	0-7
York	L	0-9
Peru State	L	6-9
Nebraska-Kearney	L	0-20
Tarkio	W	19-14
Wayne State (Neb.)	T	0-0

1916

1-7-0 • Head Coach: Harry Delamatre

Opponent	W/L	Score
Nebraska Deaf	W	6-0
Tarkio	L	0-20
Cotner	L	0-14
Grand Island	L	0-28
Doane	L	0-20
Peru State	L	0-48
Am. Osteopathy	L	0-8
Nebraska Central	L	0-26

1917-18

No games played because of WWI and a flu epidemic

1919

3-2-1 • Head Coach: Frank Cavanaugh

Opponent	W/L	Score
Wayne State (Neb.)	L	0-61
Tarkio	L	0-32
Palmer (Mo.)	W	14-7
Fort Omaha	T	0-0
Trinity	W	20-0
Fort Omaha	W	7-6

1920

5-1-0 • Head Coach: Ernie Adams

Opponent	W/L	Score
Midland	W	6-0
Trinity	W	14-0
Nebraska Central	W	73-0
Cotner	W	14-13
Wayne State (Neb.)	W	32-13
Tarkio	L	6-23

1921

4-1-0 • Head Coach: Ernie Adams

Opponent	W/L	Score
Cotner	W	7-0
Midland	W	66-3
Trinity	L	0-10
Tabor (Iowa)	W	49-0
Tarkio	W	14-3

1922

2-3-0 • Head Coach: Ernie Adams

Opponent	W/L	Score
Trinity	L	3-26
Tabor (Iowa)	W	26-0
Western Union	W	23-0
Parsons (Iowa)	L	0-23
Tarkio	L	0-12

1923

0-0-1 • Head Coach: Ernie Adams

Opponent	W/L	Score
Tabor (Iowa)	T	7-7
Other games canceled		

1924

0-6-0 • Head Coach: Ernie Adams

Opponent	W/L	Score
Tarkio	L	0-47
Neb. Ag.	L	0-32
Western Union	L	0-28
Wayne State (Neb.)	L	0-18
York	L	0-33
Grand Island	L	0-32

1925

4-3-1 • Head Coach: Ernie Adams

Opponent	W/L	Score
Fort Omaha	W	7-0
Doane	W	6-0
Northwest Missouri State	L	0-33
Nebraska Central	W	25-3
Fort Omaha	W	7-6
Wayne State (Neb.)	L	6-16

Trinity	L	6-35
Grand Island	T	7-7

1926

2-5-0 • Head Coach: L.M. Bradfield

Opponent	W/L	Score
Doane	L	0-73
Grand Island	L	0-22
Wayne State (Neb.)	L	6-21
Nebraska Central	L	0-49
Dana	W	25-0
York	L	0-12
Alumni	W	12-0

1927

3-6-0 • Head Coach: L.M. Bradfield

Opponent	W/L	Score
Chadron State	L	0-117
York	L	0-60
Grand Island	L	0-20
Wayne State (Neb.)	L	0-28
Nebraska Central	L	0-44
Am. Business	W	21-6
Dana	W	21-0
Fort Crook	L	0-21
Fort Omaha	W	20-0

1928

4-3-1 • Head Coach: Ernie Hubka

Opponent	W/L	Score
Norfolk	W	27-0
Fort Crook	W	12-6
Tarkio	T	0-0
Wayne State (Neb.)	W	7-0
Northwest Missouri State	L	0-12
Dana	W	20-0
Peru State	L	0-37
Western Union	L	2-19

1929

4-2-3 • Head Coach: Warren Howard

Opponent	W/L	Score
Norfolk	W	28-7
Tarkio	W	6-3
Chadron State	L	13-33
Nebraska Central	W	19-0
Nebraska-Kearney	W	19-13
Wayne State (Neb.)	T	6-6
Northwest Missouri State	T	0-0
Peru State	L	0-50
Western Union	T	6-6

1930

3-4-2 • Head Coach: Warren Howard

Opponent	W/L	Score
Midland	T	0-0
Tarkio	W	13-0
Nebraska Central	W	52-0
Nebraska-Kearney	L	0-34
Buena Vista	L	0-14
Fort Crook	W	26-8
Peru State	L	0-21
Wayne State (Neb.)	L	0-12
Grand Island	T	0-0

YEAR-BY-YEAR RESULTS

1931

5-1-1 • Head Coach: C.L. Hartman

Opponent	W/L	Score
Cotner	W	7-0
Tarkio	W	27-6
Nebraska-Kearney	L	8-13
York	W	26-0
Buena Vista	W	33-6
Wayne State (Neb.)	T	0-0
Peru State	W	12-0

1932

5-2-1 • Head Coach: C.L. Hartman

Opponent	W/L	Score
Cotner	W	26-0
Nebraska-Kearney	W	12-0
Wayne State (Neb.)	T	0-0
DePaul	L	6-34
Benedictine	W	6-0
Simpson	L	6-7
Nebraska "B"	W	13-6
Chadron State	W	7-6

1933

4-3-1 • Head Coach: C.L. Hartman

Opponent	W/L	Score
DePaul	L	0-19
Nebraska-Kearney	W	6-0
Wayne State (Neb.)	T	6-6
Washburn	L	0-31
Peru State	W	13-0
Western Union	W	52-2
Doane	W	52-6
Chadron State	L	7-13

1934

4-1-2 • Head Coach: C.L. Hartman

Opponent	W/L	Score
North Dakota	L	0-14
Coe	T	0-0
Nebraska-Kearney	W	38-0
Wayne State (Neb.)	T	0-0
Peru State	W	27-0
Ottawa	W	26-0
Chadron State	W	6-2

1935

6-3-0 • Head Coach: C.L. Hartman

Opponent	W/L	Score
Morningside	W	14-0
Ottawa	W	29-0
Wayne State (Neb.)	W	19-6
Nebraska-Kearney	W	19-0
Peru State	W	31-0
South Dakota	L	6-13
North Dakota State	L	6-20
North Dakota	L	6-14
Chadron State	W	28-0

1936

2-3-2 • Head Coach: C.L. Hartman

Opponent	W/L	Score
North Dakota State*	L	13-18
Morningside*	W	13-0

Wayne State (Neb.)	W	12-0
South Dakota State*	T	0-0
DePaul	L	0-46
South Dakota*	L	0-19
Northern Iowa*	T	7-7

1937

2-6-0 • Head Coach: C.L. Hartman

Opponent	W/L	Score
North Dakota State*	L	7-34
South Dakota*	L	0-20
Morningside*	L	0-14
Haskell	W	28-0
Bradley	L	6-19
South Dakota*	L	0-26
Wayne State (Neb.)	W	19-6
Northern Iowa*	L	0-13

1938

2-5-1 • Head Coach: C.L. Hartman

Opponent	W/L	Score
Wayne State (Neb.)	W	18-13
South Dakota State*	L	6-28
Montana State	L	7-14
South Dakota*	L	0-7
Bradley	L	0-21
Morningside*	T	0-0
North Dakota*	L	0-7
Northern Iowa*	W	13-6

1939

3-5-0 • Head Coach: C.L. Hartman

Opponent	W/L	Score
North Dakota*	L	0-14
Wayne State (Neb.)	W	6-3
Montana State	W	12-0
South Dakota*	L	6-7
Morningside*	W	14-0
South Dakota State*	L	6-7
Oklahoma City	L	6-14
Idaho State	L	0-6

1940

2-3-2 • Head Coach: C.L. Hartman

Opponent	W/L	Score
Oklahoma City	T	6-6
South Dakota State*	L	7-12
Simpson	W	27-0
North Dakota State*	W	14-7
Morningside*	L	7-10
South Dakota*	T	6-6
Northern Iowa*	L	7-27

1941

3-4-1 • Head Coach: C.L. Hartman

Opponent	W/L	Score
Marshall	L	6-62
Idaho State	T	0-0
South Dakota State*	W	12-0
Simpson	W	20-0
North Dakota State*	L	6-13
Morningside*	W	7-6
South Dakota*	L	7-28
Northern Iowa*	L	13-34

1942

1-5-0 • Head Coach: C.L. Hartman

Opponent	W/L	Score
South Dakota State*	L	0-20
Simpson	W	19-0
Augustana*	L	0-32
Bradley	L	6-46
Morningside*	L	13-49
Northern Iowa*	L	0-48

1943-46

No athletics due to WWII

1947

2-5-1 • Head Coach: Lloyd Cardwell

Opponent	W/L	Score
at Neb. Wesleyan	L	7-21
at Northwest Missouri State	L	0-26
Morningside	L	6-16
at Westmar	T	7-7
Sioux Falls	W	39-0
at Washburn	L	6-21
at Doane	L	6-7
Northern Colorado	W	19-6

1948

5-4-0 • Head Coach: Lloyd Cardwell

Opponent	W/L	Score
Nebraska Wesleyan	W	12-0
at South Dakota	L	6-26
at Morningside	L	0-6
Westmar	W	20-0
at Nebraska-Kearney	L	13-32
at Northern Colorado	L	6-19
Washburn	W	20-19
Doane	W	13-6
at Wayne State (Mich.)	L	20-46

1949

3-5-0 • Head Coach: Lloyd Cardwell

Opponent	W/L	Score
at Nebraska Wesleyan	W	13-6
Northern Illinois	L	8-27
at Washburn	L	6-13
at Doane	W	20-6
Colorado Mines	W	47-7
St. Ambrose	L	26-60
Morningside	L	19-21
at Wayne State (Mich.)	L	26-38

1950

6-3-0 • Head Coach: Lloyd Cardwell

Opponent	W/L	Score
Nebraska Wesleyan	W	33-7
at St. Ambrose	L	18-26
at Northern Illinois	L	25-27
Washburn	W	26-6
Doane	W	20-6
at Colorado Mines	W	21-0
Wayne State (Mich.)	W	32-13
at Morningside	L	6-20
Simpson	W	34-18

YEAR-BY-YEAR RESULTS

1951

4-5-0 • Head Coach: Lloyd Cardwell

Opponent	W/L	Score
at Nebraska Wesleyan	W	25-0
South Dakota	L	19-27
at Washburn	L	7-16
at Doane	L	14-20
Emporia State	W	16-7
at Wayne State (Mich.)	L	9-62
Morningside	W	20-6
at Simpson	W	34-18
Northern Illinois	L	26-27

at Wayne State (Mich.)
Idaho State

W 35-13
W 18-7

1956

6-2-1 • Head Coach: Lloyd Cardwell

Date	Opponent	W/L	Score
	at Emporia State	T	7-7
	at Morningside	L	0-7
	Washburn	W	14-13
10/6	St. Ambrose	W	27-19
	at Idaho State	W	9-0
	Bradley	L	13-26
	at Northern Illinois	W	12-0
	Wayne State (Mich.)	W	21-0
	New Mexico State	W	21-0

1952

5-4-0 • Head Coach: Lloyd Cardwell

Opponent	W/L	Score
Nebraska Wesleyan	W	14-7
at Morningside	L	14-21
Washburn	W	19-0
at South Dakota	L	13-27
at Emporia State	L	6-7
Knox	W	20-6
at Northern Illinois	L	6-20
at Central Methodist	W	60-6
Doane	W	27-0

1957

1-7-0 • Head Coach: Lloyd Cardwell

Opponent	W/L	Score
Morningside	L	0-12
at Washburn	L	13-33
at St. Ambrose	L	7-39
Eastern New Mexico	L	13-19
Montana State	L	0-35
at Washington (Mo.)	L	6-33
Northern Illinois	W	14-7
at New Mexico State	L	6-39

1953

6-2-0 • Head Coach: Lloyd Cardwell

Opponent	W/L	Score
at Fort Hays State	W	20-12
Morningside	W	28-19
at Washburn	L	6-14
at Colorado College	L	6-26
Emporia State	W	32-7
Knox	W	48-13
Northern Illinois	W	47-14
at Doane	W	41-6

1958

0-8-0 • Head Coach: Lloyd Cardwell

Opponent	W/L	Score
at Morningside	L	0-28
Washburn	L	6-19
Emporia State	L	6-32
at Eastern New Mexico	L	6-74
Colorado Mines	L	0-47
at Montana State	L	0-42
Washington (Mo.)	L	6-28
at Northern Illinois	L	0-41

1954

Tangerine Bowl

10-0-0 • Head Coach: Lloyd Cardwell

Opponent	W/L	Score
at Fort Hays State	W	27-19
at Morningside	W	45-0
Washburn	W	27-14
Bradley	W	39-0
at Emporia State	W	38-6
St. Ambrose	W	35-14
at Northern Illinois	W	26-7
Wayne State (Mich.)	W	59-7
Doane	W	57-2
vs. Eastern Kentucky#	W	7-6

1955

8-1-0 • Head Coach: Lloyd Cardwell

Date	Opponent	W/L	Score
	Emporia State	W	35-13
	Morningside	W	34-0
	at Washburn	L	13-19
	at Bradley	W	20-13
10/16	Eastern Kentucky	W	20-13
	at St. Ambrose	W	21-7
	Northern Illinois	W	27-12



Bill Englehardt led the nation in total offense in 1954 with 1,645 yards.

1961

6-3-0 • Head Coach: Al Caniglia

Opponent	W/L	Score
Morningside	W	32-6
Northern Colorado	W	27-6
at Colorado Mines	L	12-13
at Fort Hays State	W	20-0
at Emporia State	W	27-21
Benedictine	W	33-14
Washburn	W	27-10
at Pittsburg State	L	18-34
Drake	L	13-36

1962

CIC Champion

All Sports Bowl

8-1-1 • Head Coach: Al Caniglia

Opponent	W/L	Score
at Morningside	W	18-13
at Northern Colorado	W	41-22
Bradley	W	47-26
Northern Illinois	L	7-13
Fort Hays State	T	20-20
Emporia State	W	33-7
at Benedictine	W	39-7
at Washburn	W	41-14
Pittsburg State	W	35-0
vs. East Central Oklahoma#	W	34-21

1963

CIC Champion

7-2-0 • Head Coach: Al Caniglia

Opponent	W/L	Score
Morningside	L	26-33
Idaho State	W	19-6
at Northern Illinois	L	7-18
at Fort Hays State	W	39-6
at Emporia State	W	27-13

YEAR-BY-YEAR RESULTS

Northern Michigan	W	28-17
Washburn	W	34-6
at Pittsburg State	W	37-20
at Drake	W	34-29

1964

5-4-0 • Head Coach: Al Caniglia

Opponent	W/L	Score
at Idaho State	L	0-30
Northern Illinois	W	26-20
at Morningside	W	13-12
at Bradley	W	29-28
at Pittsburg State	L	6-14
Drake	L	19-24
Washburn	L	12-19
Fort Hays State	W	33-15
at Emporia State	W	19-3

1965

CIC Champion


8-2-0 • Head Coach: Al Caniglia

Opponent	W/L	Score
Idaho State	W	26-14
at Northern Illinois	L	13-27
Morningside	W	21-6
Pittsburg State	W	27-7
Bradley	W	14-12
at Eastern New Mexico	W	48-14
Emporia State	W	46-28
at Washburn	W	19-10
at Drake	L	30-36
at Fort Hays State	W	26-21

1966

1-9-0 • Head Coach: Al Caniglia

Date	Opponent	W/L	Score
	at Idaho State	L	20-28
	Hiram Scott	L	7-13
	at Morningside	L	7-26
	at Bradley	L	6-14
	at Pittsburg State	L	7-21
10/22	Eastern New Mexico	L	0-23
	Washburn	L	14-21



Charles McWhorter scored five touchdowns in one game in 1972, the first of only two Mavs to accomplish the feat.

1967

CIC Champion

7-3-0 • Head Coach: Al Caniglia

Date	Opponent	W/L	Score
9/16	North Dakota State	L	33-41
	at Hiram Scott	W	33-0
9/30	Morningside	W	26-21
	at Drake	L	15-23
	at Northern Arizona	L	13-41
	Pittsburg State	W	29-25
	at Washburn	W	49-21
	Emporia State	W	31-26
	at Fort Hays State	W	41-28
	South Dakota	W	27-20

1968

CIC Champion

4-5-0 • Head Coach: Al Caniglia

Date	Opponent	W/L	Score
	at North Dakota State	L	7-48
9/21	Morningside	L	13-18
10/5	Northern Arizona	L	6-7
	at Pittsburg State	W	14-7
10/19	Drake	L	14-32
10/26	Washburn	W	47-0
	at Emporia State	W	27-26
11/9	Fort Hays State	W	32-14
11/16	Idaho State	L	13-16

1969

3-6-0 • Head Coach: Al Caniglia

Date	Opponent	W/L	Score
9/20	at Morningside	L	28-34
9/27	North Dakota State	L	7-41
10/4	at Idaho State	L	7-46
10/11	Pittsburg State*	W	25-14
10/18	Drake	L	21-31
10/25	at Washburn*	L	21-24
11/1	Emporia State*	L	21-62
11/8	at Fort Hays State*	W	28-20
11/15	South Dakota	W	26-16

1970

4-5-1 • Head Coach: Al Caniglia

Date	Opponent	W/L	Score
9/12	at South Dakota	L	28-53
9/19	Morningside	W	30-16
9/26	at Drake	L	22-51
10/3	Wayne State (Neb.)	L	15-22
10/10	at Northern Colorado*	L	0-21
10/17	Colorado State-Pueblo*	W	44-15
10/24	at Fort Hays State*	W	21-19
10/31	Emporia State*	W	35-21
11/7	at Pittsburg State*	L	21-29
11/14	Washburn*	T	15-15

1971

5-4-1 • Head Coach: Al Caniglia

Date	Opponent	W/L	Score
9/9	at Morningside	L	14-39
9/18	Northwest Missouri State	W	9-0
9/25	Abilene Christian	L	6-29
10/2	at Wayne State (Neb.)	W	17-7
10/9	Northern Colorado*	L	17-22
10/16	at Colorado State-Pueblo*	W	16-9
10/23	Fort Hays State*	W	27-21
10/30	at Emporia State*	T	14-14
11/6	Pittsburg State*	L	14-20
11/13	at Washburn *	W	30-17

1972

8-2 • Head Coach: Al Caniglia

Date	Opponent	W/L	Score
9/9	Wayne State (Neb.)	W	44-0
9/16	at Northwest Missouri State	W	45-28
9/23	Morningside	W	17-8
9/30	Washburn	W	40-14
10/7	Eastern New Mexico	W	53-24
10/14	at Northern Colorado	L	0-6
10/21	Colorado State-Pueblo	W	14-3
10/28	at Fort Hays State	W	24-14
11/4	Emporia State	L	7-17
11/11	at Pittsburg State	W	3-0

1973

7-2-1 (Independent) • Head Coach: Al Caniglia

Date	Opponent	W/L	Score
9/8	Jackson State	L	0-17
9/15	Angelo State	T	15-15
9/22	at Morningside	W	31-6
9/29	at Washburn	W	13-7
10/6	at Eastern New Mexico	W	17-0
10/13	Northern Colorado	W	15-7
10/20	at Colorado State-Pueblo	L	28-32
10/27	West Carolina	W	30-19
11/3	at Emporia State	W	13-10
11/17	Wisconsin-Milwaukee	W	28-13

1974

3-7-0 - C.T. Hewgley

Date	Opponent	W/L	Score
	at North Dakota State	L	0-3
	Morningside	W	31-21
	at Abilene Christian	L	9-35
	South Dakota	L	7-33
	at Jackson State	L	0-75
	Ferris State	W	10-7
	at Wisconsin-Milwaukee	L	7-26
	at Northern Colorado	L	7-36
	Southern University	L	7-21
	St. Cloud State	W	10-7

1975

2-8-0 • Head Coach: Bill Danenhauer

Date	Opponent	W/L	Score
9/6	North Dakota State	W	10-3
9/13	at Morningside	W	33-7
9/20	South Dakota State	L	14-56
9/27	at Northern Michigan	L	14-41
10/4	at Western Illinois	L	14-28

YEAR-BY-YEAR RESULTS

10/11	at UNLV	L	6-35
10/18	at Central State (Ohio)	L	23-25
10/25	Northern Colorado	L	14-35
11/1	at Southern University	L	7-35
11/8	at Indiana State	L	9-26
11/15	Jackson State	L	13-31

1976

3-8-0 • Head Coach: Bill Danenhauer

Date	Opponent	W/L	Score
9/4	at South Dakota	W	28-22
9/11	Morningside	W	38-21
9/18	at Northern Iowa	L	13-34
9/25	Northern Arizona	L	13-28
10/2	at Tennessee Tech	L	28-56
10/9	at Jackson State	L	27-35
10/16	at UNLV	L	42-63
10/23	Western Illinois	L	21-41
10/30	Central State (Ohio)	L	16-21
11/6	Northern Michigan	L	7-82
11/13	St. Cloud State	W	22-18

1977

3-6-2 • Head Coach: Bill Danenhauer

Date	Opponent	W/L	Score
9/3	South Dakota	W	17-16
9/10	North Dakota State*	T	17-17
9/17	at Morningside*	W	13-13
9/24	at South Dakota State*	L	2-17
10/1	Tennessee Tech	L	28-35
10/15	at Northern Iowa*	W	19-17
10/22	at Augustana*	L	14-31
10/29	North Dakota*	W	17-14
11/5	at Western Illinois	L	0-31
11/12	at South Dakota*	L	14-35
11/19	at Northern Arizona	L	21-37

1978

NCAA Playoffs

8-3-0 • Head Coach: Sandy Buda

Date	Opponent	W/L	Score
9/2	at South Dakota	W	23-7
9/9	at Northern Colorado	W	14-0
9/16	Northwest Missouri State	W	52-0
9/23	at North Dakota*	L	22-35
9/30	Northern Iowa	W	17-14
10/7	North Dakota State*	W	19-12
10/14	at Morningside*	W	38-10
10/21	South Dakota State*	W	16-13
10/28	at Augustana*	W	55-7
11/4	South Dakota*	L	3-21
11/25	at Youngstown State#	L	14-21

1979

8-3-0 • Head Coach: Sandy Buda

Date	Opponent	W/L	Score
9/1	Evangel	W	38-0
9/8	Northern Colorado	W	6-0
9/15	at Northwest Missouri State	W	36-0
9/22	at Northern Iowa	W	39-15
9/29	at North Dakota State*	L	28-35
10/6	Morningside*	W	49-15
10/13	at South Dakota State*	L	14-31
10/20	Augustana*	W	34-13

10/27	at South Dakota*	L	17-23
11/3	North Dakota*	W	24-13
11/10	St. Cloud State	W	23-0

1980

7-3-0 • Head Coach: Sandy Buda

Date	Opponent	W/L	Score
9/6	Northern Iowa	W	32-8
9/13	Northwest Missouri State	W	35-10
9/20	North Dakota State*	W	28-7
9/27	at Morningside*	W	30-8
10/4	South Dakota State*	W	40-17
10/11	at Augustana*	W	20-0
10/18	South Dakota*	W	18-7
10/25	at North Dakota*	L	14-31
11/8	at Drake	L	0-17
11/15	at Northern Colorado*	L	7-13

1981

5-6-0 (3-4-0) • Head Coach: Sandy Buda

Date	Opponent	W/L	Score
9/5	Truman	W	24-12
9/12	at Northwest Missouri State	W	3-0
9/19	Morningside*	L	0-3
9/26	at South Dakota State*	L	10-17
10/3	Augustana*	W	16-0
10/10	at South Dakota*	L	16-17
10/17	North Dakota*	W	21-19
10/24	Northern Colorado*	W	20-13
10/31	at North Dakota State*	L	0-14
11/7	at Northern Iowa	L	13-42
11/21	at Drake	L	0-53

1982

6-5-0 • Head Coach: Sandy Buda

Date	Opponent	W/L	Score
9/4	at Truman	L	14-33
9/11	Nebraska-Kearney	W	35-3
9/18	South Dakota State*	L	11-22
9/25	at Augustana*	W	37-0
10/2	South Dakota*	L	3-6
10/9	at North Dakota*	L	8-30
10/16	Drake	W	27-17
10/23	North Dakota State*	L	16-35
10/30	at Morningside*	W	39-6
11/6	at Northern Colorado*	W	13-3
11/13	Minnesota State	W	55-7

1983

NCC Co-Champion

9-2-0 • Head Coach: Sandy Buda

Date	Opponent	W/L	Score
9/3	Truman	W	12-7
9/10	at Nebraska-Kearney	L	34-44
9/17	at South Dakota*	W	17-10
9/25	Morningside*	W	38-0
10/1	North Dakota State*	W	18-10
10/8	South Dakota State*	W	44-16
10/15	at Augustana*	W	26-15
10/22	at North Dakota*	L	19-24
10/29	Northern Colorado*	W	37-29
11/5	at St. Cloud State*	W	34-31
11/12	Minnesota State*	W	34-10

1984

NCC Co-Champion

NCAA Playoffs

11-2-0 • Head Coach: Sandy Buda

Date	Opponent	W/L	Score
9/1	at Truman	W	33-0
9/8	Nebraska-Kearney	W	17-13
9/15	South Dakota*	W	14-12
9/22	at Morningside*	W	27-7
9/29	at North Dakota State*	L	23-41
10/6	at South Dakota State*	W	27-24
10/13	Augustana*	W	30-14
10/20	North Dakota*	W	28-3
10/27	at Northern Colorado*	W	21-14
11/3	St. Cloud State*	W	27-6
11/10	at Minnesota State*	W	28-7
11/24	Northwest Missouri State#	W	28-15
12/1	at North Dakota State#	L	14-25

1985

6-5-0 • Head Coach: Sandy Buda

Date	Opponent	W/L	Score
9/7	Central Missouri	W	34-6
9/14	at Nebraska-Kearney	W	10-6
9/21	at South Dakota State*	L	28-45
9/28	Morningside*	W	22-21
10/5	at St. Cloud State*	L	10-20
10/11	Minnesota State*	W	7-6
10/18	at Augustana*	L	20-23
10/25	Northern Colorado*	W	38-14
11/2	North Dakota State*	L	12-13
11/9	at North Dakota*	W	19-7
11/16	South Dakota*	L	17-20

1986

5-6-0 • Head Coach: Sandy Buda

Date	Opponent	W/L	Score
9/6	at Central Missouri	L	6-7
9/13	Nebraska-Kearney	W	3-0
9/20	South Dakota State*	W	19-13
9/27	at Morningside*	L	9-10
10/4	St. Cloud State*	W	24-7
10/11	at Minnesota State*	L	0-45
10/18	Augustana*	W	10-0
10/25	at Northern Colorado*	L	10-28
11/1	at North Dakota State*	L	3-25
11/8	North Dakota*	W	17-14
11/15	at South Dakota*	L	8-41

1987

7-4-0 • Head Coach: Sandy Buda

Date	Opponent	W/L	Score
9/5	Wayne State (Neb.)	W	49-0
9/12	at Nebraska-Kearney	W	14-0
9/19	South Dakota*	L	6-10
9/26	at Minnesota State*	L	10-42
10/3	at South Dakota State*	L	24-28
10/10	Northern Colorado*	W	21-0
10/17	Augustana*	W	28-9
10/24	at North Dakota*	W	34-20
10/31	St. Cloud State*	L	7-21
11/7	North Dakota State*	W	27-23
11/14	at Morningside*	W	32-0

YEAR-BY-YEAR RESULTS

1988

6-5-0 • Head Coach: Sandy Buda

Date	Opponent	W/L	Score
9/3	Wayne State (Neb.)	W	38-10
9/10	Nebraska-Kearney	W	25-7
9/17	at South Dakota*	W	13-0
9/24	Minnesota State*	W	13-0
10/1	South Dakota State*	L	3-16
10/8	at Northern Colorado*	L	3-31
10/15	at Augustana*	L	19-24
10/22	North Dakota*	W	10-7
10/29	at St. Cloud State*	L	17-20
11/5	at North Dakota State*	L	5-23
11/12	Morningside*	W	41-0

1989

6-5-0 • Head Coach: Sandy Buda

Date	Opponent	W/L	Score
9/2	Central Oklahoma	W	21-14
9/9	at Nebraska-Kearney	L	14-17
9/16	South Dakota*	W	23-9
9/23	at Morningside*	W	30-13
9/30	Augustana*	W	26-17
10/7	St. Cloud State*	L	15-24
10/14	at North Dakota*	L	23-33
10/21	at Minnesota State*	L	7-26
10/28	Northern Colorado*	W	17-10
11/4	North Dakota State*	W	27-7
11/11	at South Dakota State*	L	10-12

1990

2-9-0 • Head Coach: Tom Mueller

Date	Opponent	W/L	Score
9/1	Wayne State (Neb.)	L	17-24
9/8	Nebraska-Kearney	W	44-21
9/15	at South Dakota*	W	21-16
9/22	Morningside*	L	7-15
9/29	at Augustana*	L	7-21
10/6	at St. Cloud State*	L	0-34
10/13	North Dakota*	L	10-35
10/20	Minnesota State*	L	3-23
10/27	at Northern Colorado*	L	14-34
11/3	at North Dakota State*	L	7-44
11/10	South Dakota State*	L	31-34

1991

6-4-0 • Head Coach: Tom Mueller

Date	Opponent	W/L	Score
9/7	Wayne State (Neb.)	W	28-0
9/14	at Nebraska-Kearney	W	40-14
9/21	St. Cloud State*	L	10-14
9/28	at Augustana*	W	26-18
10/5	South Dakota State*	L	13-21
10/12	at Minnesota State*	L	0-17
10/19	Northern Colorado*	W	13-7
10/26	Morningside*	W	27-22
11/9	North Dakota*	L	13-28
11/16	at South Dakota*	W	15-7

1992

2-9-0 • Head Coach: Tom Mueller

Date	Opponent	W/L	Score
9/5	Wayne State (Neb.)	W	20-18
9/12	Nebraska-Kearney	W	17-3

9/19	at St. Cloud State*	L	13-31
9/26	Augustana*	L	28-36
10/3	at South Dakota State*	L	0-21
10/10	Minnesota State*	L	7-37
10/17	at Northern Colorado*	L	14-24
10/24	at Morningside*	L	18-35
10/31	North Dakota State*	L	16-50
11/7	at North Dakota*	L	0-52
11/14	South Dakota*	L	22-25

1993

2-9-0 • Head Coach: Tom Mueller

Date	Opponent	W/L	Score
9/4	Wayne State (Neb.)	L	19-32
9/11	at Nebraska-Kearney	W	38-29
9/18	at North Dakota State*	L	7-28
9/25	South Dakota*	L	10-27
10/2	St. Cloud State*	W	37-18
10/9	at Morningside*	L	14-31
10/16	at South Dakota State*	L	10-50
10/23	North Dakota*	L	8-17
10/30	at Northern Colorado*	L	7-49
11/6	Augustana*	L	14-35
11/13	at Minnesota State*	L	24-52

1994

1-10-0 • Head Coach: Pat Behrns

Date	Opponent	W/L	Score
9/3	at Wayne State (Neb.)	L	17-40
9/10	Nebraska-Kearney	L	12-13
9/17	North Dakota State*	L	9-49
9/24	at South Dakota*	L	16-30
10/1	at St. Cloud State*	L	0-33
10/8	Morningside*	L	14-21
10/15	South Dakota State*	L	8-20
10/22	at North Dakota*	L	11-40
10/29	Northern Colorado*	W	30-19
11/5	at Augustana*	L	7-41
11/12	Minnesota State*	L	7-55

1995

3-8-0 • Head Coach: Pat Behrns

Date	Opponent	W/L	Score
9/2	Wayne State (Neb.)	L	30-37
9/9	at Nebraska-Kearney	W	19-14
9/16	at Minnesota State*	L	10-49
9/23	North Dakota State*	L	23-34
9/30	at Morningside*	W	31-14
10/7	North Dakota*	L	16-31
10/14	at Northern Colorado*	L	6-23
10/21	Augustana*	L	14-28
10/28	at St. Cloud State*	L	7-34
11/4	at South Dakota State*	W	44-28
11/11	South Dakota*	L	37-55


1996

NCC Champion

NCAA Playoffs

10-2 • Head Coach: Pat Behrns

Date	Opponent	W/L	Score
9/7	Hastings	W	48-0
9/14	Nebraska-Kearney	W	39-14
9/21	Minnesota State*	L	15-16
9/28	at North Dakota State*	W	24-21



10/5	Morningside*	W	32-9
10/12	at North Dakota*	W	26-7
10/19	Northern Colorado*	W	15-14
10/26	at Augustana*	W	31-28
11/2	St. Cloud State*	W	30-19
11/9	South Dakota State*	W	19-17
11/16	at South Dakota*	W	31-22
11/23	Northwest Missouri State#	L	21-22

1997

8-3 • Head Coach: Pat Behrns

Date	Opponent	W/L	Score
9/6	Central Missouri	W	41-12
9/13	at Nebraska-Kearney	W	15-13
9/20	at North Dakota State*	W	27-21
9/27	South Dakota*	W	38-14
10/4	at North Dakota*	L	24-35
10/11	at Augustana*	W	35-6
10/18	South Dakota State*	W	31-21
10/26	at Northern Colorado*	L	17-37
11/1	Minnesota State*	W	30-16
11/8	Morningside*	W	31-14
11/15	at St. Cloud State*	L	7-46

1998

NCC Champion

NCAA Playoffs

9-3 • Head Coach: Pat Behrns

Date	Opponent	W/L	Score
9/3	at Central Missouri	L	26-42
9/12	Nebraska-Kearney	W	55-6
9/19	North Dakota State*	W	49-28
9/26	at South Dakota*	W	29-7
10/3	North Dakota*	W	20-10
10/10	Augustana*	W	54-27
10/17	at South Dakota State*	L	27-30
10/24	Northern Colorado*	W	15-3
10/31	at Minnesota State*	W	35-27

YEAR-BY-YEAR RESULTS

11/7	at Morningside*	W	56-6
11/14	St. Cloud State*	W	63-30
11/21	at Northwest Missouri State#	L	14-28

1999

7-4 • Head Coach: Pat Behrms

Date	Opponent	W/L	Score
9/4	Northwest Missouri State	W	40-17
9/11	at Nebraska-Kearney	W	29-26
9/18	Minnesota State*	W	62-31
9/25	Morningside*	W	42-30
10/2	at St. Cloud State*	W	30-20
10/9	at Northern Colorado*	L	39-43
10/16	South Dakota*	W	54-23
10/23	at North Dakota State*	L	14-31
10/30	South Dakota State*	W	40-34
11/6	at Augustana*	L	24-31
11/13	at North Dakota*	L	13-31

2000

NCC Champion

NCAA Playoffs

11-2 • Head Coach: Pat Behrms

Date	Opponent	W/L	Score
9/2	at Northwest Missouri State	L	17-24
9/9	Nebraska-Kearney	W	30-13
9/16	at Minnesota State*	W	31-10
9/23	at Morningside*	W	16-14
9/30	St. Cloud State*	W	36-0
10/7	Northern Colorado*	W	17-7
10/14	at South Dakota*	W	21-7
10/21	North Dakota State*	W	6-3
10/28	at South Dakota State*	W	24-7
11/4	Augustana*	W	45-7
11/11	North Dakota*	W	27-25
11/18	Pittsburg State#	W	14-3
11/24	North Dakota State#	L	21-43

2001

NCAA Playoffs

8-3 • Head Coach: Pat Behrms

Date	Opponent	W/L	Score
8/30	Northwest Missouri State	W	24-21
9/8	at Nebraska-Kearney	W	20-10
9/15	South Dakota State*	W	28-17
9/22	vs. South Dakota*	W	19-16
9/29	at Northern Colorado*	W	29-27
10/6	Minnesota State*	W	49-28
10/20	at North Dakota*	W	27-24
10/27	St. Cloud State*	W	45-0
11/3	at North Dakota State*	L	22-31
11/10	at Augustana*	L	21-38
11/17	at Pittsburg State#	L	7-20

2002

6-5 • Head Coach: Pat Behrms

Date	Opponent	W/L	Score
8/29	Nebraska-Kearney	L	17-35
9/7	at Northwest Missouri State	L	10-23
9/14	Midwestern State	W	45-23
9/21	at South Dakota State*	L	21-28
9/28	South Dakota*	W	17-10
10/5	Northern Colorado*	L	25-30
10/12	at Minnesota State*	W	21-15
10/26	North Dakota*	W	20-17
11/2	at St. Cloud State*	L	19-47
11/9	North Dakota State*	W	49-42
11/16	Augustana*	W	21-16

2003

8-3 • Head Coach: Pat Behrms

Date	Opponent	W/L	Score
8/28	at Nebraska-Kearney	W	32-24
9/6	at Indiana (Pa.)	L	26-28
9/13	Minnesota State-Moorhead	W	62-21
9/20	Western Washington	W	52-28
9/27	at South Dakota*	W	34-0
10/4	South Dakota State*	W	34-17
10/11	at North Dakota State*	L	7-34
10/18	at Augustana*	W	28-14
10/25	St. Cloud State*	W	39-36
11/1	at North Dakota*	L	35-38
11/8	Minnesota State*	W	42-25

2004

NCC Champion

8-3 • Head Coach: Pat Behrms

Date	Opponent	W/L	Score
8/28	Nebraska-Kearney	W	62-21
9/4	Indiana (Pa.)	L	21-42
9/11	Minnesota State-Crookston	W	51-13
9/18	at Western Washington	L	21-31
9/25	South Dakota*	W	20-13
10/2	at Tiffin	W	49-33
10/10	Minnesota-Duluth*	W	38-24
10/16	at Augustana*	W	44-20
10/23	at St. Cloud State*	W	28-13
10/30	North Dakota*	W	27-17
11/6	at Minnesota State*	L	13-20

2005

NCC Champion

NCAA Playoffs

8-3 • Head Coach: Pat Behrms

8/27	at Nebraska-Kearney	W	41-17
9/3	Northwest Missouri State	W	28-23
9/10	Central Washington	W	28-21
9/24	at South Dakota*	L	14-59
10/1	Oklahoma Panhandle State	W	71-0
10/8	at Minnesota-Duluth*	L	35-38
10/15	Augustana*	W	50-24
10/22	St. Cloud State*	W	38-21
10/29	at North Dakota*	W	20-19
11/5	Minnesota State*	W	42-14
11/19	Saginaw Valley State#	L	21-24

2006

NCC Champion

NCAA Playoffs

8-3 • Head Coach: Pat Behrms

9/2	Nebraska-Kearney	W	29-19
9/9	at Northwest Missouri State	L	0-31
9/16	at Western Washington*	W	38-10
9/23	Augustana*	W	59-28
9/30	at Minnesota State*	W	21-14
10/14	North Dakota*	W	21-20
10/21	at Minnesota-Duluth*	W	38-14
10/28	St. Cloud State*	W	21-17
11/4	at South Dakota*	L	28-45
11/11	Central Washington*	W	48-14
11/25	North Dakota#	L	35-38

2007

NCC Champion

NCAA Playoffs

10-1 • Head Coach: Pat Behrms

9/1	at Nebraska-Kearney	W	41-24
9/8	Northwest Missouri State	W	25-21
9/15	Western Washington*	W	45-10
9/22	at Augustana*	W	36-23
9/29	Minnesota State*	W	45-15
10/13	at North Dakota*	W	28-17
10/20	Minnesota-Duluth*	W	42-17
10/27	at St. Cloud State*	W	13-3
11/1	South Dakota*	W	41-14
11/10	at Central Washington*	W	59-21
11/24	Central Washington#	L	17-20



In 2007, the Mavs went 10-1 and captured their final North Central Conference championship.

YEAR-BY-YEAR RESULTS

2008

NCAA Playoffs

7-4 (6-3/3rd MIAA) • Head Coach: Pat Behrns

9/6	Nebraska-Kearney	W	49-21
9/13	Emporia State*	W	41-20
9/20	at Missouri Southern*	W	40-21
9/27	Northwest Missouri State*	L	0-42
10/4	at Truman*	L	20-26
10/11	Missouri Western*	W	42-14
10/18	at Pittsburg State*	L	28-35
10/25	at Central Missouri*	W	38-33
11/1	Fort Hays State*	W	27-14
11/8	at Washburn*	W	34-14
11/15	at Pittsburg State#	L	21-33

2009

Kanza Bowl

7-5 (6-3/2nd MIAA) • Head Coach: Pat Behrns

8/27	East Central University	W	48-0
9/5	at Nebraska-Kearney	L	28-31
9/12	Truman*	W	38-0
9/19	at Northwest Missouri State*	L	27-37
9/26	at Missouri Southern*	W	44-36
10/3	at Emporia State*	W	34-13
10/10	Washburn*	W	31-21
10/17	at Fort Hays State*	L	20-31
10/24	Central Missouri*	L	31-49
10/31	Pittsburg State*	W	31-28
11/7	at Missouri Western*	W	30-21
12/5	vs. West Texas A&M#	L	25-31

2010

5-6 (5-4/5th MIAA) • Head Coach: Pat Behrns

9/4	Nebraska-Kearney	L	29-32
9/9	Ouachita Baptist	L	23-38
9/18	Northwest Missouri State*	L	23-58
9/25	Missouri Southern*	W	42-10
10/2	Emporia State*	W	42-17
10/9	at Washburn*	L	28-40
10/16	Fort Hays State*	W	41-29
10/23	at Central Missouri*	L	31-34
10/30	at Pittsburg State*	W	48-27
11/6	Missouri Western*	L	14-16
11/13	at Truman*	W	62-61

HOMECOMING RESULTS SINCE 1947

Year	Opponent	W/L	Result
2010	Emporia State	W	42-17
2009	Washburn	W	31-21
2008	Missouri Western	W	42-14
2007	Minnesota State	W	45-15
2006	North Dakota	W	21-20
2005	Augustana	W	50-24
2004	at Minnesota-Duluth	W	38-24
2003	South Dakota State	W	34-17
2002	Northern Colorado	L	23-30
2001	Minnesota State	W	49-28
2000	Northern Colorado	W	17-7
1999	Morningside	W	42-30
1998	Augustana	W	54-27
1997	South Dakota	W	38-14
1996	Morningside	W	32-9
1995	North Dakota	L	16-31
1994	South Dakota State	L	8-20
1993	St. Cloud State	W	37-18
1992	Minnesota State	L	7-37
1991	South Dakota State	L	13-21
1990	North Dakota	L	10-35
1989	St. Cloud State	L	15-24
1988	South Dakota State	L	3-16
1987	Northern Colorado	W	21-0
1986	St. Cloud State	W	24-7
1985	Minnesota State	W	7-6
1984	Augustana	W	30-14
1983	South Dakota State	W	44-16
1982	South Dakota	L	3-6
1981	Augustana	W	16-0
1980	South Dakota State	W	40-17
1979	Morningside	W	49-15
1978	Northern Iowa	W	17-14
1977	Tennessee Tech	L	28-35
1976	Central State	L	16-21
1975	Northern Colorado	L	14-35
1974	Ferris State	W	10-7
1973	Northern Colorado	W	15-7
1972	Eastern New Mexico	W	53-24
1971	Northern Colorado	L	17-22
1970	CSU-Pueblo	W	44-15
1969	Pittsburg State	W	25-14
1968	Washburn	W	47-0
1967	Pittsburg State	W	29-25
1966	Fort Hays State	L	0-19
1965	Pittsburg State	W	27-7
1964	Drake	L	19-24
1963	Washburn	W	34-6
1962	Emporia State	W	33-7
1961	Benedictine	W	33-14
1960	Emporia State	W	7-0
1959	Washburn	L	0-13
1958	Colorado Mines	L	0-47
1957	Northern Illinois	W	14-7
1956	New Mexico State	W	21-0
1955	Idaho State	W	18-7
1954	Doane	W	57-2
1953	Northern Illinois	W	47-14
1952	Doane	W	27-0
1951	Emporia State	W	16-7
1950	Wayne State (Mich.)	W	32-13
1949	Colorado Mines	W	47-7
1948	Doane	W	13-6
1947	Sioux Falls	W	39-0
Overall			47-17

Augustana (S.D.)	4-0
Benedictine (Kan.)	1-0
Central State (Ohio)	0-1
Colorado Mines	1-1
Colorado State-Pueblo	1-0
Doane (Neb.)	3-0
Drake (Iowa)	0-1
Eastern New Mexico	1-0
Emporia State (Kan.)	4-0
Ferris State (Ohio)	1-0
Fort Hays State (Kan.)	0-1
Idaho State	1-0
Minnesota-Duluth	1-0
Minnesota State	3-1
Missouri Western	1-0
Morningside (Iowa)	3-0
New Mexico State	1-0
North Dakota	1-2
Northern Colorado	3-3
Northern Illinois	2-0
Northern Iowa	1-0
Pittsburg State (Kan.)	3-0
Sioux Falls (S.D.)	1-0
South Dakota	1-1
South Dakota State	3-3
St. Cloud State	2-1
Tennessee Tech	0-1
Washburn (Kan.)	3-1
Wayne State (Mich.)	1-0

ALL-TIME RECORDS

MAVERICKS VS. THE MIAA

Team	W/L	Home	Away	MIAA	Playoffs	First Meeting	Result	Last Meeting	Result
Central Missouri	3-4	2-1	1-3	1-2	--	9/7/1985	W 34-6 (H)	10/23/2010	L 31-34 (A)
Emporia State	19-4-2	10-3	9-1-2	3-0	--	1951	W 16-7 (H)	10/2/2010	W 42-17 (H)
Fort Hays State	13-4-1	5-2-1	8-2	2-1	--	1953	W 20-12 (A)	10/16/2010	W 41-29 (H)
Missouri Southern	3-0	1-0	2-0	3-0	--	9/20/2008	W 40-21 (A)	9/25/2010	W 42-10 (H)
Missouri Western	2-1	1-1	1-0	2-1	--	10/11/2008	W 42-14 (H)	11/6/2010	L 14-16 (H)
Northwest Missouri	11-11-1	8-3-1	3-8	0-3	1-2	9/18/1971	W 9-0 (H)	9/18/2010	L 23-58 (H)
Pittsburg State	10-10	6-2	4-8	2-1	1-2	1959	L 14-21 (A)	10/30/2010	W 48-27 (A)
Truman	5-2	3-0	2-2	2-1	--	9/5/1981	W 24-12 (H)	11/13/2010	W 62-61 (A)
Washburn	16-14-1	10-5-1	6-8	2-1	--	1933	L 0-31	10/9/2010	L 28-40 (A)

ALL-TIME SERIES RECORDS VS. NON-CONFERENCE OPPONENTS

Team	W-L-T
Abilene Christian (Texas)	0-2-0
Adams State (Colo.)	0-0-1
American Osteopathy	0-1-0
American Business	1-0-0
Angelo State (Texas)	0-0-1
Augustana (S.D.)	21-11-0
Benedictine (Kan.)	3-2-0
Bradley (Ill.)	5-5-0
Buena Vista (Iowa)	1-1-0
Central Methodist (Mo.)	1-0-0
Central Oklahoma	1-0-0
Central State (Ohio)	0-2-0
Central Washington	3-1
Chadron State (Neb.)	3-3-0
Coe (Iowa)	0-0-1
Colorado Mines	2-4-0
Colorado State-Pueblo	3-1-0
Colorado College	0-1-0
Cotner (Neb.)	5-4-0
Creighton (Neb.)	0-3-0
Dana (Neb.)	3-0-0
DePaul (Ill.)	0-3-0
Doane (Neb.)	8-5-0
Drake (Iowa)	2-10-0
East Central Oklahoma	2-0-0
Eastern Kentucky	2-0-0
Eastern New Mexico	3-3-0
Evangel (Mo.)	1-0-0
Ferris State (Mich.)	1-0-0
Fort Omaha (Neb.)	4-0-1
Fort Crook (Neb.)	2-1-0
Grand Island (Neb.)	0-5-2
Haskell Indian Nations (Kan.)	1-0-0
Hastings (Neb.)	1-1-0
Hiram Scott (Neb.)	1-1-0
Idaho State	4-7-1
Indiana (Pa.)	0-2-0
Jackson State (Miss.)	0-4-0
Knox (Ill.)	2-0-0
Marshall (W. Va.)	0-1-0
Midland Lutheran	2-0-1
Midwestern State (Texas)	1-0-0
Minnesota Duluth	3-1-0
Minnesota State, Mankato	15-11-0
Minnesota State-Crookston	1-0-0
Minnesota State-Moorhead	1-0-0
Montana State	1-3-0
Morningside (Iowa)	36-24-2
Nebraska-Lincoln "B"	1-0-0
Nebraska Agricultural	0-1-0
Nebraska Central	4-3-0
Nebraska Deaf	2-0-0
Nebraska-Kearney	28-10-0
Nebraska Wesleyan	1-1-0
Nevada-Las Vegas	0-2-0
New Mexico State	1-1-0
Norfolk (Neb.)	2-0-0
North Dakota	17-19-0
North Dakota State	12-25-1
Northern Arizona	0-4-0
Northern Colorado	19-16-0
Northern Illinois	6-8-0
Northern Iowa	5-6-1
Northern Michigan	1-2-0
Oklahoma City	0-1-1
Oklahoma Panhandle State	1-0-0
Ottawa (Kan.)	2-0-0
Ouachita Baptist	0-1-0
Palmer (Mo.)	1-0-0
Parsons (Iowa)	0-1-0
Peru State	5-6-0
Saginaw Valley State (Mich.)	0-1-0
St. Ambrose (Iowa)	3-3-0
St. Cloud State (Minn.)	17-11-0
Simpson (Iowa)	5-1-0
Sioux Falls (S.D.)	1-0-0
South Dakota	22-26-1
South Dakota State	13-20-1
Southern (La.)	0-2-0
Tabor (Iowa)	2-0-1
Tarkio (Mo.)	5-6-1
Tennessee Tech	0-2-0
Tiffin (Ohio)	1-0-0
Trinity	2-3-0
Washington (Mo.)	0-2-0
Wayne State (Mich.)	4-3-0
Wayne State (Neb.)	13-12-6
West Carolina (N.C.)	1-0-0
Western Iowa Vocational	0-1-0
Western Washington	3-1-0
Western Illinois	0-3-0
Westmar (Neb.)	3-2-2
Wisconsin-Milwaukee	1-1-0
York (Neb.)	1-5-0
Youngstown State (Ohio)	0-1-0

MISCELLANEOUS WIN/LOSS RECORDS

Complete home/away/neutral location
information not available until 1947 season •
Monthly records since 1969

All-Time	440-387-30	531
Home	224-108-5	672
Away	134-178-4	430
Neutral	3-1-0	750
NCAA Playoffs	2-10	167
Bowl Games	2-1	667
Season Openers	48-42-4	521
Caniglia Field Openers	46-16	742

1910s	8-28-2	237
1920s	28-30-6	484
1930s	36-33-10	519
1940s	15-27-4	370
1950s	47-39-1	546
1960s	50-42-2	543
1970s	51-49-5	510
1980s	68-43-0	613
1990s	50-61-0	450
2000s	81-32	717
2010s	5-6	455

1900s	353-352-30	501
2000s	86-38	694
August	5-1	833
September	107-57-3	650
October	98-78-1	556
November	44-52-1	459
December	0-2-0	000

WHEN GAMES ARE PLAYED IN...

Arizona	0-2-0	000
Colorado	7-17-0	292
Florida	1-0-0	1,000
Idaho	1-4-0	200
Illinois	4-8-0	333
Indiana	0-1-0	000
Iowa	19-21-2	476
Kansas	28-22-2	558
Louisiana	0-1-0	000
Michigan	1-4-0	200
Minnesota	10-16-0	385
Mississippi	0-2-0	000

Missouri	9-13-0	409
Montana	0-1-0	000
Nebraska	241-115-5	675
in-state away	17-8-0	680
Nevada	0-2-0	000
New Mexico	2-2-0	500
North Dakota	8-23-0	258
Ohio	1-2-0	333
Oklahoma	1-0-0	1,000
Pennsylvania	0-1-0	000
South Dakota	24-27-0	471
Tennessee	0-1-0	000
Texas	0-1-0	000
Washington	2-1-0	667
Wisconsin	0-1-0	000

AGAINST TEAMS FROM...

Arizona	0-4-0	000
Arkansas	0-1-0	000
Colorado	24-22-1	521
Idaho	4-7-1	375
Illinois	13-19	406
Indiana	0-1-0	000

Iowa	54-47-5	533
Kansas	65-34-4	650
Kentucky	2-0-0	1,000
Louisiana	0-2-0	000
Michigan	6-6-0	500
Minnesota	37-23-0	617
Mississippi	0-4-0	000
Missouri	32-26-2	550
Montana	1-3-0	250
Nebraska	94-67-12	578
Nevada	0-2-0	000
New Mexico	4-4-0	500
North Carolina	1-0-0	1,000
North Dakota	29-44-1	340
Ohio	1-3-0	250
Oklahoma	4-1-1	750
Pennsylvania	0-2-0	000
South Dakota	57-57-2	500
Tennessee	0-2-0	000
Texas	1-3-1	300
Washington	6-2-0	750
Wisconsin	1-1-0	500
West Virginia	0-1-0	000